

# XBRL Preparers Guide

**DISCLAIMER:**

The views expressed in this Guide are those of author(s). The Institute of Chartered Accountants of India may not necessarily subscribe to the views expressed by the author(s).



**The Institute of Chartered Accountants of India**  
*(Set up by an Act of Parliament)*  
New Delhi

© The Institute of Chartered Accountants of India

All rights reserved. No part of this publication may be reproduced, stored in a retrieval system, or transmitted, in any form, or by any means, electronic mechanical, photocopying, recording, or otherwise, without prior permission, in writing, from the publisher.

Edition : February, 2013

Committee/Department : Information Technology

E-mail : [cit@icai.org](mailto:cit@icai.org)

Website : [www.icai.org](http://www.icai.org)

Price : ₹ 80/-

ISBN : 978-81-8441-612-1

Published by : The Publication Department on behalf of the Institute of Chartered Accountants of India, ICAI Bhawan, Post Box No. 7100, Indraprastha Marg, New Delhi - 110 002.

Printed by : Sahitya Bhawan Publications, Hospital Road, Agra - 282 003.  
February/2013/1,000 Copies

## Foreword

---

In the recent years, extensible Business Reporting Language (XBRL) has emerged as a preferred electronic business reporting language. Though the concept of XBRL has been in India for quite some time, it gained momentum in the year 2010, when the Ministry of Corporate Affairs issued a circular mandating the filings of the financial statements in XBRL format for a certain class of companies. As the filings required a certification by practicing professionals, it brought about with it new professional opportunities for our members.

The ICAI, through its Continuing Professional Education Committee (CPEC) has been disseminating information and knowledge on XBRL by organizing seminars and conferences across the country. Practical hands on training programmes to guide the members on the mapping processes involved in the creation of instance documents have also been organized at various centres across the country. To reach a large number of members who are spread in different parts of the world, webcasts for taking up the filing/taxonomy issues have also been organized jointly with the Ministry of Corporate Affairs, Government of India.

In addition to taking up the said measures, the Committee on Information Technology under the Chairmanship of CA. Atul Bheda, who has been attached with XBRL since 2006 when the idea of having the same in India was conceived, thought about bringing a Guide which would cover Ministry of Corporate Affairs XBRL filings. The efforts made by the Committee on Information Technology are highly commendable.

I am sure that this endeavor of the Committee on Information Technology would be helpful for the members in discharging their responsibilities in the filing of the XBRL financial statements.

New Delhi  
24th December, 2012

**CA. Jaydeep Narendra Shah**  
President  
The Institute of Chartered Accountant of India



## Preface

---

'XBRL' has grown during last few years in the country. After the successful completion of the first phase of XBRL filing, Ministry of Corporate Affairs (MCA) has entered in the second phase of implementation. The second year filings are based on the new taxonomy, which has been developed as per the new Schedule VI format. Not only the content but the architecture of the taxonomy has also been changed, keeping pace with the updated technology.

"XBRL Preparer's Guide" is an initiative of the Information technology (IT) committee for bringing out a publication which could educate the members on the new taxonomy aspects and Ministry of Corporate Affairs (MCA) requirements. While the Preparer's Guide provides a process overview for filings of financial statements with Ministry of Corporate Affairs, it does not deal with XBRL conversion software specific processes.

While efforts have been made to make the guide a comprehensive reference material, suggestions are welcome on the aspects which the members would like to include in the guide in its subsequent editions.

I would like to acknowledge the invaluable contributions made by CA Naveen Garg for the preparation of the basic draft of this material and to Dr. Avinash Chander and his team for providing technical support in fine tuning this material. I would also like to thank all the members and Co-opted members of the Committee on Information Technology and all the members of XBRL ICAI.

I believe that the users of the taxonomy will find the Guide useful and help them in filing XBRL statements with the Ministry of Corporate Affairs.

Place: New Delhi  
Date: 26th December, 2012

**CA. Atul Bheda**  
Chairman  
Committee on Information Technology



## Contents

---

<i>Foreword</i>	<i>iii</i>
<i>Preface</i>	<i>v</i>
1. Introduction	1
2. XBRL concepts	2
3. XBRL mandate	25
4. Indian GAAP Taxonomy	28
5. XBRL Instance creation	38
6. Validation of Instance Document	63
7. Learning from last year's XBRL filing	68
8. Scope and Level of Tagging	75





# Chapter 1

## Introduction

---

This guide explains the basic concepts of eXtensible Business Reporting Language (XBRL) and main principles involved in creating financial statements in XBRL format, in India. It will help Companies, finance professionals and others preparing financial statements in XBRL format.

The users are advised to read C & I Taxonomy Architecture Guide 2012 and Business Rules 2012. A link to the C & I Taxonomy Architecture Guide 2012 Business Rules 2012 is available on the Ministry of Corporate Affairs website at: [www.mca.gov.in/xbrl/](http://www.mca.gov.in/xbrl/)

It covers a range of issues related to the entry of data and XBRL Instance creation and validation.

The main objective of this guide is to provide necessary guidance for creation of XBRL Instance in compliance with business rules and other regulatory requirements.

The users are advised to take further guidance from Samples of XBRL Instances available on MCA website at [www.mca.gov.in/xbrl/](http://www.mca.gov.in/xbrl/)

The guide will be updated as required in the light of feedback, experience with XBRL, the updating of taxonomies and other changes. This version reflects the content of final C & I taxonomy dated 31-03-2012.

Feedback on the guide is welcome. Comments and questions on the Indian GAAP taxonomy and use of XBRL are also welcome. All feedback should be directed to: [xbrl@icai.org](mailto:xbrl@icai.org)

## Chapter 2

# XBRL Concepts

---

### 2.1 What is XBRL?

XBRL stands for eXtensible Business Reporting Language. XBRL is a computer based language for electronic communication of business & financial data, between business and over Internet.

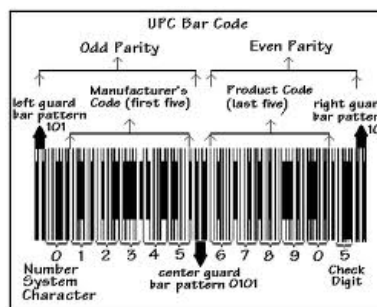
XBRL is:

- From the family of XML languages (Extensible Markup Language)
- An open technology standard for reporting and analyzing business and financial information. Anybody can use it. You don't need to pay any license fees for using it.
- XBRL is Software independent. You may be using any accounting software; you can still create XBRL based Financial Statements by using Add-on XBRL Tools.
- XBRL is independent of Accounting framework. You may be using Indian GAAP or US GAAP or IFRS, you can still convert your Financial Statements into XBRL Format.

Instead of treating financial information as a block of text, XBRL provides a computer-readable tag to identify each individual item of data. By attaching identifying tags to individual pieces of data, a business reporting document becomes "intelligent" data, allowing the exchange of business reporting data by encoding the information in a meaningful way.

### 2.2 XBRL is the Bar Code for financial data

XBRL is often compared with the Bard Codes.



Bar Codes contain information relevant to the product in a computer readable format such as name of product, manufacturer, date of manufacturing, price, expiry date etc. This helps in billing, inventory accounting etc.

Similarly, XBRL tag is the Bar Code for finance which contains the context of the data in a format which is computer as well as human readable. XBRL Tags, on the other hand, are only computer readable. In XBRL tags, Data is filtered through rendering applications or viewers to visually present tagged data. e.g. XBRL Tag for Trade Receivables will contain the following information relevant to it:-

1. Name of entity – Trade Receivables of which entity?
2. Reporting period – Trade Receivables as on which date?
3. Units – The currency in which Trade Receivables have been expressed.
4. Definition - Amount due from customers or clients for goods or services that have been delivered or sold in the normal course of business, reduced by debts stated to be considered doubtful or bad.
5. Reference –MCA Revised Schedule VI Part I - Form of Balance sheet - II (2) (c)
6. Scale – Data reported in actual, thousands, lakhs or crores.

However, XBRL takes a huge leap forward in how complex business and financial information can be transferred around the world.

### 2.3 Myths about XBRL

XBRL is being globally used today for electronic communication of business and financial information. However, there are still some misconceptions about XBRL.

#### 1. XBRL is another compliance burden

**Truth:** Regulatory bodies around the world have been the first to adopt XBRL for reporting by various stakeholders which has given rise to the myth that XBRL is another compliance burden. However this is not correct as XBRL is just a standardized form for exchanging various types of business data. All types of organizations, commercial and non-profit organizations, can use XBRL for reporting purpose both external as well as internal and derive the benefits of XBRL.

## 2. XBRL is only for large companies

**Truth:** XBRL provides benefits of faster, cheaper & accurate information to both listed companies as well as unlisted companies. Globally, XBRL is being used more by unlisted (privately held) companies rather than only listed companies.

## 3. XBRL is only for financial reporting

**Truth:** It's true that the initial focus of XBRL was on financial reporting only. However, today XBRL is being used for non-financial reporting also e.g. reporting of environment, social & governance (ESG) data.

## 4. XBRL is a software

XBRL is not a software; it's a standard and an open source which is being used by software vendors in designing their products for tagging of information.

## 5. XBRL is complicated

**Truth:** Most of the people are using email today, but they don't need to know about the technology such as internet protocols which work behind email. Today, good XBRL Tools are available in the market, which hide the complexity of XBRL and offer a very user-friendly interface.

## 6. XBRL is for IT people

**Truth:** It's true that XBRL requires knowledge from two domains i.e. IT domain and accounting domain. The importance of sound knowledge of accounting can't be underestimated in converting a financial statement into XBRL format. Moreover, it is easier to teach IT to accountants rather than teaching accounting to IT people.

## 2.4 Purpose of XBRL

XBRL enables data to be assembled in instance documents that can be read by other computer systems. Although XBRL Instance can be rendered in human-readable financial statements and reports, it is important to note that the original objective of XBRL is to enable computer-system based comparison & analysis. XBRL data can be retrieved from XBRL instance documents and can then be organized in a form that satisfies the needs of particular users, such as financial analysts or regulators.

Organizations with which companies file financial information, such as the SEC (US Securities and Exchange Commission), Statistics Canada and

others, notably in Europe, have recognized the potential of XBRL filing, because they can receive filings into their systems and process them electronically with little or no human intervention. Accordingly, the SEC established a voluntary XBRL filing program in 2004. Statistics Canada has carried out pilot testing for some of its filings. In Europe, process is under way to standardize reporting by European financial institutions in 25 countries using XBRL. Another important example in the US is that of the Federal Deposit Insurance Corporation (FDIC), which has implemented an XBRL filing system for all US banks. Recognizing the benefits of XBRL filing, Ministry of Corporate Affairs of India has mandated the submission of financial statements in XBRL format by selected large companies from financial year 2010-11. Securities and Exchange Board of India is also planning to develop a common platform for electronic filing in XBRL format by all listed companies, mutual funds, stock brokers, merchant bankers and other stock market intermediaries. Reserve Bank of India has already started implementing XBRL based external reporting by banks in India through Online Return Filing System (ORFS) and "Automated Data Flow from Banks to RBI".

## 2.5 Benefits of XBRL

Various participants of the Information Supply Chain viz., Management, Regulatory Agencies, Stock Exchanges, Banks, Investment Analysts etc. are all benefited by use of XBRL as Financial Reporting System whether sharing information within the organization or sharing business & financial data across company lines.

### *Companies*

XBRL allows for lower preparation costs, increased flexibility in reporting and timely information for the Management. It improves the accuracy and reliability of data. The Management can re-use the data for Internal as well as External Reporting purposes. It helps Management in creating value for the Company by providing accurate & reliable data and providing timely information for investors, investment analysts, regulatory agencies and business associates.

### *Regulators*

In an XBRL based reporting system, the Regulators can obtain data which can be entered automatically into their Computer Systems, without re-keying or re-formatting. This can dramatically reduce costs by automating routine processes. They can analyze the data more quickly & more efficiently. They

can focus their efforts on analysis of data & decision making rather than spending time & efforts on data manipulation for the purpose of shaping it in a desired usable form. They can also quickly identify the problems in filing.

### *Stock Exchanges*

The Stock Exchanges can implement XBRL based reporting system for the Companies listed on Stock Exchanges to make their process of collection of financial data more efficient and reliable. The data collected on XBRL format has more value for the investors, investment analysts & financial data aggregators.

### *Banks*

The use of XBRL in External Reporting by Banks reduces the efforts involved in data validation & offers cost savings to the Bank. The Credit Department of Bank can use XBRL for Credit Risk Assessment. Credit Department can obtain data from the customer more quickly & efficiently through automated reporting which can reduce cost involved in processing the data. Credit Department can focus more on analysis of data rather than waste their time on re-keying the data. This will result in better credit risk assessment & monitoring.

### *Investment Analysts*

XBRL can help Investment Analysts to handle and compare a wide range of companies on different financial & non-financial parameters. They can provide quicker and better quality investment advice.

## **2.6 How does XBRL work?**

Instead of treating the information as a block of text XBRL assigns a unique pre-defined electronic tag to the information/data which identifies the content and structure of the information. This makes the information/data immediately searchable, reusable and interactive. The electronic tags can be understood by computer systems. It allows data to interface with databases, financial reporting systems and spreadsheets. Once the data has been tagged, it can be used for various computer-based applications such as comparison and analysis in future.

## **2.7 Impact of XBRL on Enterprise Financial Systems**

From the technical point of view, XBRL is replacing other previously defined XML Standards for describing financial contents and business processes

during the past few years such as FpML (Financial Product Mark-up Language), RIXML (Research Information using eXtensible Mark-up Language), or ebXML (Electronic Business using eXtensible Mark-up Language). The reason why XBRL is replacing these standards is the wide support that it is getting from Regulatory Bodies, Government Authorities, Fortune 500 Companies and “not-for-profit-organizations” around the world.

The impact of XBRL on Accounting, Financial Reporting and Business Intelligence is such that it is bound to lead to the next wave of innovation in “Enterprise Financial Systems”.

IT professionals around the world are talking about three waves of innovation which may overlap each other in the real world situation.

First Wave is preparatory software & services. This has to happen first as the Companies start looking for software to convert their financial statements on XBRL format due to Regulatory Requirements. This started a couple of years back as various capital market regulators including US SEC have made it mandatory for all listed companies to submit their financial statements on XBRL format.

Second Wave will be Analysis Tools for Investment Analysis purpose. This is just starting, as the Companies in the US and around the world are submitting their financial statements to the stock exchanges & capital market regulators on XBRL format. Some companies have already come out with free on-line analytical tools in USA which download the data from SEC's server and present the analysis in graphical way. This is potentially game-changing for the Investment Management Industry.

Third Wave will be Internal Systems. This is the Triple Play Approach – create one set of Accounts that is used for:

Investors;

Regulators; &

Internal Reporting

In the next wave of XBRL-driven innovation, data will flow from operational systems all the way through consolidated Internal reporting to External Reporting to Investors & Regulators. This will enable:-

Regulators to get the transparency that they mandate and Companies to get better internal business information / Management reporting systems.

## 2.8 Difference between XML, HTML & XBRL

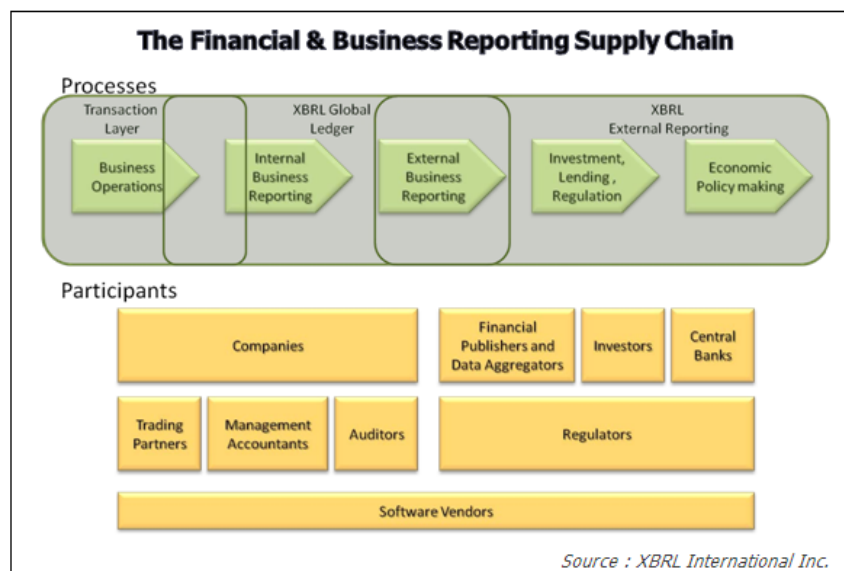
XML (eXtensible Mark-up Language) was developed by W3C (World Wide Web) to transport and store the data with focus on what data is. XML is used basically to transport the data between the application and the database.

HTML (Hyper Text Mark-up Language) was designed to display the data with focus on how data looks. HTML is used for designing a Web Page to be rendered on the client side.

XBRL takes these tags a step further and describes the environment that a set of financial statements has been drawn up e.g. entity identifier, reporting period, units, name of account, amount etc.

## 2.9 The Financial & Business Reporting Supply Chain

An 'Information Supply Chain' is a set of organizations, people & applications that collect information and efficiently distribute that information to its consumers. To understand "The Financial & Business Reporting Supply Chain", let us take an example of "External Financial Reporting." The processes and participants of "The Financial & Business Reporting Supply Chain" will look something like the figure below:.



The typical large organization uses a large number of spreadsheets and word processing documents to summarize the information which eventually



becomes its "External Financial Report." You can see on your screens the processes & the participants in the "External Financial Reporting Supply Chain". They work together to make "External Financial Reporting" work. Those that operate within "The External Financial Reporting Supply Chain" will include:-

1. *Companies:* Use the Accounting Standards set by the professional accounting bodies ICAI or IASB to create & submit their financial reports to regulatory bodies such as Ministry of Corporate Affairs, Stock Exchanges and SEBI etc.
2. *Financial Publishers:* Publish financial statements in a variety of formats for filing with regulators, mailing to shareholders and otherwise disseminate the financial information about the company.
3. *Data Aggregators:* Take the financial information from the companies, put it together to make it comparable and then sell the information to Investors, Investment Analysts.
4. *Investors:* Look at the financial information provided by the company using the Accounting Standards for "External Financial Reporting" and take a decision about investment or disinvestment in the company.
5. *Banks:* Use the financial information provided by the company in making a decision about the credit limits sanctioned to the company.
6. *Trading Partners:* Look at the financial information provided by the company to be aware of the financial health of the company.
7. *Management Accountants:* Use the financial information provided by the Company in various consulting assignments that they handle for it.
8. *Auditors:* Do their best to prevent the use of fraudulent information and they generally verify that Accounting Standards are correctly followed by the company.
9. *Regulators:* Make sure that the process operates fairly, smoothly and in the best interest of the markets.
10. *Software Vendors:* Create software that assists the companies in their different roles within these processes. Different participants use different software in order to meet their specific needs.

## 2.10 XBRL Tags

One of the terms which are very commonly used in XBRL is “XBRL Tags”. XBRL Tags are Computer-readable codes that give a standard definition for each line item in a financial statement Viz.: Balance Sheet, Statement of Profit & Loss, or Cash Flow Statement. In fact a Tag or an element is a computer code that represents one concept such as “Tangible Assets” or “Share Capital”. Same data types are tagged identically, e.g., all companies’ name will have identical Tag; all Net Assets will have an identical Tag. Your computer must have an XBRL Tool and the documents you access must be XBRL coded or “Tagged” so that they can be read by your computer.

In XBRL, the information is not treated as a block of text or a set of numbers, instead information is broken down into unique items of data and an XBRL tag is attached to these unique items of data which are computer readable.

*Example:*

Balance Sheet (Audited)	As of March 31, 2012 (Rs. in Lacs)	As of March 31, 2011 (Rs. in Lacs)
Shareholders Funds	50	25
Total Liabilities	100	85

<Total Liabilities>100</Total Liabilities>

Opening Tag <Total Liabilities>

Closing Tag </Total Liabilities>

You can see from the extract of a Balance Sheet above, in which Total Liabilities as on March 31, 2012 is 100. The Tag <Total Liabilities>100</Total Liabilities> enables a computer to understand that the item is Total Liabilities and it has a value of 100.

### Information in XBRL Tag

XBRL Tag contains the information relevant to the value to which the tag has been attached to. The information includes:-

- Name
- Data type

- Balance type
- Period type
- Definition
- Reference

Balance Sheet (Audited)	As of March 31, 2012 (Rs. in Lacs)	As of March 31, 2011 (Rs. in Lacs)
Inventories	1,058	937
Trade Receivables	483	352

Name: Indian-GAAP:TradeReceivables

Data Type: Monetary

Balance Type: Debit

Period Type: Instant

Reference: Part I of revised schedule VI – Form of Balance Sheet – II (2) (c)

**XBRL Tag:** <Indian-GAAP:TradeReceivables contextRef="2012" decimals="-5" unitRef="INR">48300000 </Indian-GAAP:TradeReceivables>

At the bottom of the figure can be seen the XBRL Tag which has all the information such as name, data type, balance type, period type and reference etc.

## 2.11 Taxonomy

Taxonomy is the electronic dictionary of all tags (financial terms) that are used in XBRL. Tag is like a word within the dictionary, while taxonomy is their classification according to a pre determined system. A good taxonomy takes into account the importance of separating elements of a group into sub groups that are mutually exclusive. Taxonomies are generally developed by the Accounting Standard Setter; for example, C & I Taxonomy has been developed by the Institute of Chartered Accountants of India (ICAI). The IFRS taxonomy is developed by International Accounting Standard Board (IASB).

Taxonomies are made up of two things:-

- (i) Schema – Container of business terms along with XBRL properties. It stores information about taxonomy elements viz., names, ids etc. The schema file has an extension of .xsd.

- (ii) Linkbases – interrelationship among the terms defined in the schema. They use the elements defined in the schema file and provide structure to those elements. Linkbases are of following types:

### Presentation Linkbase

Presentation Linkbase controls the presentation of data. It defines how concepts should be presented and displayed. Its structure is based upon the hierarchy of line items in the financial statements. Presentation is part of XML coding that depicts the parent-child relationship according to the hierarchy.

The order of an individual tag is derived from its immediate parent. The order presents the serial number at which an individual tag is placed in hierarchy. The order of the first child element of a new heading is denoted by 1 and the order goes on like this

*Example:*

Current Assets (Abstract)

Element	order
Current assets [Abstract]	2
1 Current investments	1
2 Inventories	2
3 Trade receivables	3
4 Cash and bank balances	4
5 Short-term loans and advances	5
6 Other current assets	6
7 Total current assets	7

The above picture depicts the order of Current Investment as 1 being the first child of tag “Current Asset Abstract” and the order of “Current Asset Abstract” as 2 which is the child of parent “Assets”.

### Calculation Linkbase

Calculation Linkbase defines arithmetical relationships between concepts. These calculations include simple addition and subtraction only. Its structure is based on the weights either +1 or -1 depending upon the balance type. The weight of +1 means that the child value is summed into parent value and the weight of -1 means the value of concept should be subtracted from the parent. Calculation Linkbase defines calculation relationship amongst taxonomy elements which includes:

- (i) Specifying which elements are totaled and which elements are added together to make a total
- (ii) Comparing calculated value with the tagged value in XBRL Instance Document

However Calculation Linkbase has certain limitations of calculation relationship which are as under:

- (i) It only validates the values tagged in XBRL Instance Document to detect calculation inconsistencies. It does not create a new information e.g., in case of total assets, it will only check whether sum of Current Assets and Non Current assets is equal to Total Assets or not but it will not automatically create a new tag for the total assets.
- (ii) It works only in case of same reporting periods either instant or duration. However it cannot detect calculation consistencies in cases which involve two different reporting periods e.g. Opening Balance + Change During the period = Closing Balance

### Label Linkbase

Label Linkbase stores labels for XBRL concepts. It provides human readable information about concepts. C & I Taxonomy 2012 has used following types of label:

- (i) Standard Label: Standard label role for a concept. Every element has a standard label.
- (ii) Period Start Label and Period End Label: The label role for a concept with the `periodType="instant"` when it is to be used to present values associated with the concept when it is reported as a start/end of period value.
- (iii) Total Label: The label role for a concept when it is to be used to present values associated with the concept when it is reported as the total of a set of other values, e.g., Total current assets
- (iv) Net Label: The label for a concept when it is to be used to present values associated with the concept when it is being reported as the net of a set of other values. e.g.: Net increase (decrease) in cash and cash equivalents

- (v) Terse Label: Short label role for a concept, often omitting text that should be inferable when the concept is reported in the context of other related concepts, e.g., Interest received
- (vi) Negated Label, negated Total Label, negated Terse Label: Label for a concept, when the value being presented should be negated (sign of the value should be inverted).

If taxonomy has multi-lingual labels in Label Linkbase, the report can be generated in different languages by just a click of the mouse.

### Definition Linkbase

Definition Linkbase defines the dimensional relationship between concepts. It allows users to link additional information to the data, e.g.:-

A reporting entity can report its Net Sales using simple reports. Definition Linkbase facilitates provision of additional information on various segments e.g. product or region by using "Enterprise's primary reportable segments [Axis] as described below:

- Primary reportable Segments 1 [Member]
- Primary reportable Segments 2 [Member]
- Primary reportable Segments 3 [Member]
- Primary reportable Segments 4 [Member]

### Reference Linkbase

Reference Linkbase contains the reference to the Literature or Statute for taxonomy elements e.g. Accounting Standards, Guidance Notes on Accounting or the Companies Act, 1956. In case the user has any doubt about understanding the meaning of a specific taxonomy element, one can refer to the literature or the statute.

Example

ForeignCurrencyMonetaryItemTranslationDifferenceLiabilityAccount: AS 11 para 46 & 46A

### Formula Linkbase

Formula Linkbase contains advanced and user defined mathematical and logical relationship between concepts e.g. financial ratios.

**Example:**

Basic Earnings Per Share = Net Profit or Loss / Weighted Average No of Shares

Formula Linkbase provides a stronger validation system by inclusion of certain additional checks in the taxonomy itself which are otherwise incorporated in Offline Validation Tool. The C&I taxonomy does not have a formula Linkbase as of now.

**Taxonomy extension**

Addition of a new element in the core taxonomy to create a taxonomy extension to meet the reporting requirements of local jurisdictions, industries or other users is known as taxonomy extension.

*Example:* The Balance Sheet of a company has a line item as "Land and Buildings". There is a specific element "LandNet" in the taxonomy. There is another specific element "Buildings Net" in the taxonomy. However, there is no element in the taxonomy called "Land And Buildings Net". Therefore, there is a need to add a new element "Land And Buildings Net" in the taxonomy.

Taxonomy extensions allow an entity to make a true representation of its audited financial statements in XBRL format. However, practical issues are involved in it as it reduces the standardization of information which can make inter-company comparison difficult;

- (i) It may allow non-compliance with the reporting requirements in revised schedule VI
- (ii) Interoperability is more difficult;

**Items**

Items are facts holding a single value. They are represented by a single xml element with the value as its content.

**Tuple**

Tuple are facts holding multiple values. They are represented by a single xml element containing nested items or tuple. Tuple are used for reporting of data in a grouping where information is tied up with each other and is reported under the same tuple id. Tuple facilitates presentation of multiple data (values) for n number of groups. For example, a company may have n number of related parties. C & I Taxonomy 2011 had used the "Details Of

Related Party Transactions" tuple for reporting related party transactions for various related parties.

One related party may have unlimited number of related party transactions which are also required to be reported. The same is facilitated by using Nested Tuple e.g. "Details Of Related Party Transactions" is the nested tuple under tuple "Details Of Related Party Transactions" used by C & I Taxonomy 2011 to report such transactions.

## 2.12 Dimensions

The Dimensions concept was first introduced by XBRL International in 2006 through the publication "XBRL Dimensions 1.0" to accommodate reporting of a business concept through various dimensions such as by products, by regions, and by segments etc. The original version of XBRL specifications was "uni-dimensional." The introduction of Dimensions makes the taxonomy "multi-dimensional" and very convenient for reporting the business information by various dimensions. For example, suppose a business entity has sales information by geographical regions, by products, and by segments. Using the dimensions feature of XBRL, the Company can create XBRL Instance document of this information. From this XBRL Instance document, Computer Software can create reports or display the information quickly by geographical regions, by products and by segments.

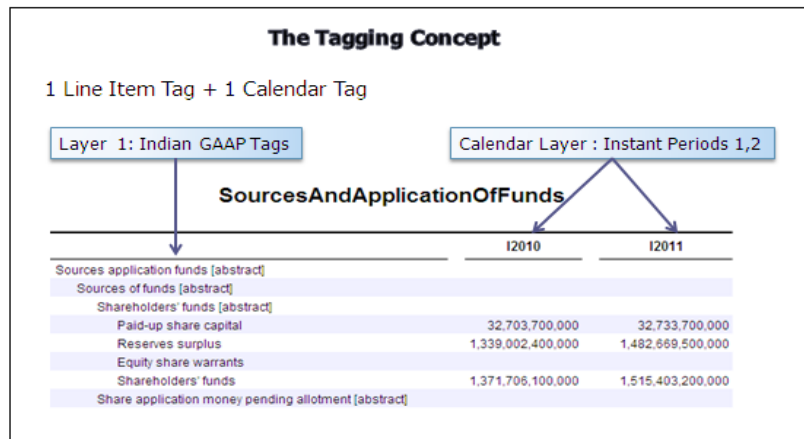
Dimensions are used in financial reporting, both internal and external. The most common form of use of dimensions is reporting of segment data. Some common forms of use of dimensions in financial reporting are:-

- Reporting entity and its segments business or geographical;
- Data of Sales and its break-down by products or region;
- Comparison of actual and budgeted financials

### *Simple Tagging Reports*

The tagging concept in a simple tagging report consists of two layers, viz, Indian GAAP tags and reporting period as depicted in the figure below:-



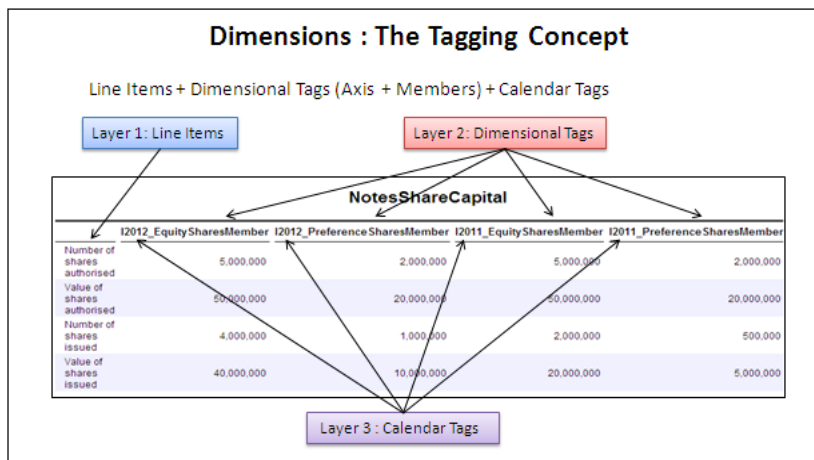


C & I taxonomy 2011 had followed simple tagging concept where specific tags were available for reporting of each line item.

*Dimensional Tagging Reports*

The tagging concept in a dimensions consists of an additional layer of dimensional tags (Axis & Members) with the two layers viz, Indian GAAP Tags and reporting

period as depicted in the figure below:-



By using dimensional structure individual tags can be used repeatedly in same calendar. This also results in lower number of tags. The figure given below is another example of the tagging concept in presentation of data of Share Capital which shows the use of dimensions for providing break-down of share capital in equity and preference capital:-

**NotesShareCapital**

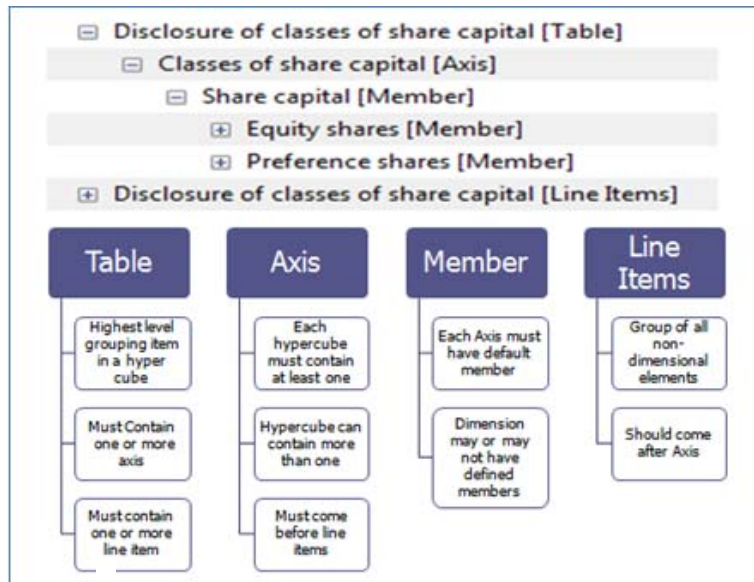
	CY_End_EquitySharesMember	CY_End_PreferenceSharesMember
Number of shares authorised	2,227,500	19,272,500
Value of shares authorised	22,275,000	192,725,000
Number of shares issued	1,623,322	9,406,196
Value of shares issued	16,233,220	94,061,960
Number of shares subscribed and fully paid	1,623,322	9,406,196
Value of shares subscribed and fully paid	16,233,220	94,061,960
Number of shares subscribed but not fully paid	0	0
Value of shares subscribed but not fully paid	0	0
Total number of shares subscribed	1,623,322	9,406,196
Total value of shares subscribed	16,233,220	94,061,960
Number of shares paid-up	1,623,322	9,406,196
Value of shares called	16,233,220	94,061,960
Value of shares paid-up	16,233,220	94,061,960

In the above example, multiple tags such as Number of shares Issued, Value of shares Issued have been used for Current Year end with the help of Equity and Preference Share Members.

C & I taxonomy 2012 is based on the dimensional structure explained herein above.

**XBRL Dimensions Building Blocks**

The figure given below depicts the building blocks of dimensions:-



*Primary Item* is the concept defined in the taxonomy which is part of xbrli : item substitution group, e.g. "Revenue," "Share Capital", "Assets" etc,

*Hypercube* is the collection of one or more dimensions together with facts. Hypercubes are XBRL elements with the substitution group value of "xbrl:hypercubeitem". *Table* is the highest level of grouping item in Hypercube. It must contain one or more "Axis" and one or more "Line Items".

*Axis* is the common theme about which more detailed information is provided. Each Hypercube must contain at least one "Axis". However, Hypercube can contain more than one "Axis". It should come before "Line Items".

*Members* is the description arranged on an "Axis" used to qualify a. Each Axis must have "default" member. "Axis" may or may not have pre-defined members.

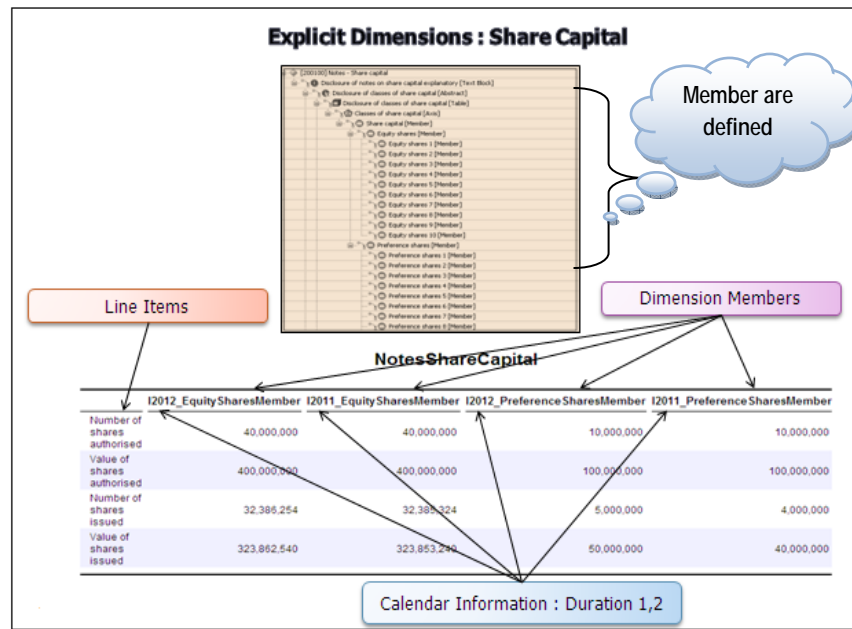
*Line Items* are group of all non-dimensional elements i.e. regular elements. They should come after "Axis".

*Default Members:* These are the members which are automatically used when nothing is specified in a fact which is part of dimensional structure.

### **Types of Dimensions**

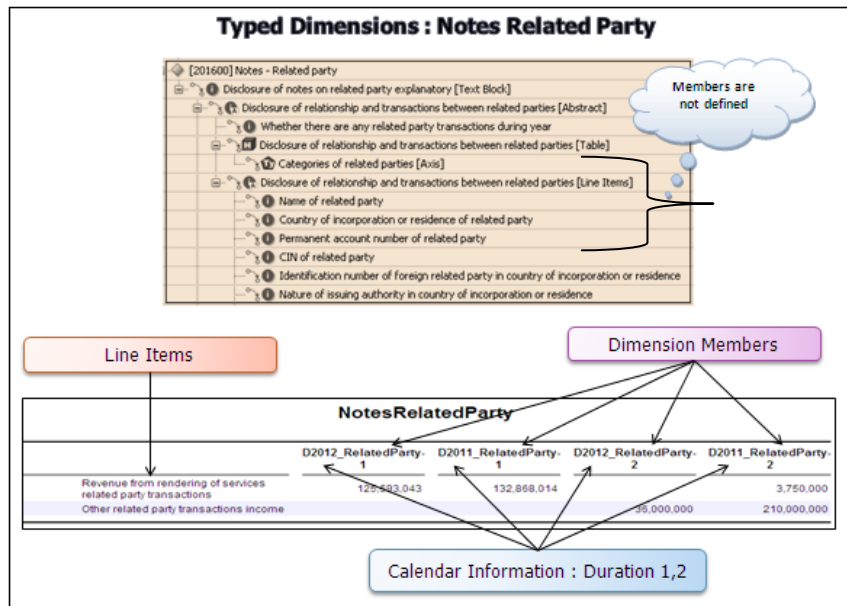
*Explicit Dimensions* are those in which all the members are explicitly defined.

The figure given below shows the use of "Explicit Dimensions" for presenting the break-down of Share Capital data in C & I Taxonomy 2012:-



*Typed (Implicit) Dimensions* are those in which members are not defined. If the number of members is so large, that it is impractical to list all of them, XBRL Dimensions Specifications 1.0 provides a mechanism to express these types of Dimensions implicitly. The advantage of having typed dimensions in the taxonomy is that different companies may add different number of members depending upon their reporting requirements. For example, in case of related party transactions, since each company may have different number of related parties and to accommodate the same in C&I Taxonomy 2012 typed dimension [Categories Of Related Parties Axis] has been used. This provides flexibility to a reporting entity to create the members required for related parties to meet its reporting requirements.

The figure given below shows the use of "Typed (Implicit) Dimensions" for presenting the break-down of Related Party data by creating two members viz. Related party 1, Related party 2 etc. using Categories of Related parties [Axis]:-



### Multiple Dimensions in a Single Hypercube:

Hypercube can contain more than one dimension in taxonomy. In such a case, the reporting entity needs to select one member specific to line item or default member. With the help of multiple dimensions, individual line items can be reported with a different set of information with minimum number of tags.

For example "Disclosure Of Tangible Assets Table" in C&I Taxonomy contains multiple dimensions. The following three [Axis] have been used in the table for reporting:

- (i) Classes Of Tangible Assets Axis
- (ii) Sub Classes Of Tangible Assets Axis
- (iii) Carrying Amount Accumulated Depreciation And Gross Carrying Amount Axis

The Default Members for the above mentioned [Axis] are as under:

- (i) Company Total Tangible Assets Member
- (ii) Owned And Leased Assets Member
- (iii) Carrying Amount Member

## XBRL Preparers Guide

If a reporting entity is using any tag from the table, then it will be required to select one member from each of the three [Axis] mentioned above for creating dimensional context. If any of the axis information is not applicable to the reporting entity, then it can select the default member. All good XBRL softwares ensure that one member is selected from each of the [Axis] while creating dimensional context. for example, if the reporting entity in the above mentioned example has Furniture & Fixture Gross of Rs.1,00,000/- then the applicable members in such a case will be:

- Furniture And Fixtures Member from Classes Of Tangible Assets Axis
- Owned Assets Member From Sub Classes Of Tangible Assets Axis
- Gross Carrying Amount Member from Carrying Amount Accumulated Depreciation And Gross Carrying Amount Axis

The picture below depicts the use of multiple dimensions with the tags:

NotesTangibleAssets				
	Context_Duration	GrossCarryingAmountMember	FurnitureAndFixturesMember	OwnedAssetsMember
Tangible assets at beginning of period				
Additions other than through business combinations tangible assets				50
Revaluation increase (decrease) tangible assets				10
Disposals tangible assets through demergers				20
Total disposals tangible assets				20
Total changes in tangible assets				40

Dimension Members used to represent Gross value of Owned Furniture &

## Q & A

**Q:** Will dimensions be used in the same way as the tags are used in simple tagging reports?

**A:** No, dimensions are used along-with tags and the combination of tag + dimension which results into a new tag.

**Q:** Classification Of Non-current Investments Axis doesn't have any members in presentation, how do you use them?



## XBRL Preparers Guide

---

- Context
- Unit
- Decimal
- Example:

The picture below depicts a business fact along with its value in XBRL Instance document:

```
<in-gaap:CashAndBankBalances contextRef="I2012"  
  decimals="0" unitRef="INR">420854</in-  
gaap:CashAndBankBalances>
```

In the above picture:

- "Cash And Bank Balances" represents the tag from taxonomy
- "I2012" represents the Context.(Time period to which value and line item relates)
- "0" represent the Decimal (Value is actual)
- "INR" represent unit of Cash and Bank Balances
- "420854" represents value of Cash and Bank Balances

## 2.14 XBRL Rendering

Rendering is a necessary evil. Tagged data needs to be rendered in a format which can be read by human beings. The focus of rendering is on presentation of data. How data looks vis-à-vis regulator compliant XBRL data which can be compared and analyzed by computer system.



## Chapter 3

# XBRL Mandate

---

The Ministry of Corporate Affairs has mandated the submission of financial statements by selected large Companies in XBRL mode from financial year starting on or after 1<sup>st</sup> April 2011.

The Companies covered under XBRL-based filing of financial statements for financial year 2011-12 are as under:-

- (i) Companies listed in India and their Indian Subsidiaries; , or
- (ii) Companies having Paid-Up Capital of Rs. 5 Crores & above; or
- (iii) Companies having a turnover of Rs. 100 Crores & above; or
- (iv) Companies which were required to file their financial statements for last year in XBRL mode.

### **Due Date of XBRL Filing**

The due date of filing of financial statements in XBRL format with MCA without payment of additional fees is 15<sup>th</sup> November 2012 or within 30 days of the date of Annual General Meeting, whichever is later. (MCA Circular No. 16 dated July 6, 2012)

In case of delay in filing, the Companies are required to pay additional fees as prescribed in Schedule - X read with section 611(2) of the Companies Act, 1956.

### **Verification and Certification of XBRL financial statements**

Verification of XBRL financial statements is to be done by the authorized signatory of the Company viz.: Managing Director, Director, Manager or Company Secretary.

MCA has mandated the certification of XBRL financial statements being filed at MCA by practicing Chartered Accountants / Company Secretaries / Cost Accountants.

## FAQs

**Q. We are a Foreign Subsidiary of a Company listed in India. Are we required to file our financial statements for financial year 2011-12 in XBRL format at MCA?**

A. No. Foreign Subsidiaries are not required for XBRL-based filing of financial statements for financial year 2011-12.

**Q. We are a Power Company registered under the Electricity Act, 2003 and listed in India. We have prepared our financial statements based on revised Schedule VI to the Companies Act, 1956. Are we required to file our financial statements for financial year 2011-12 in XBRL format at MCA?**

A. No. Power Companies are exempt from XBRL based filing of financial statements for financial year 2011-12. However, you can do voluntary filing in XBRL mode.

**Q: We have not filed our Financial Statement for FY2009-10, 2010-11 and 2011-12. What are the filing requirements for all the three years?**

A: Your Company needs to do filing in the following manner:

- FY 2009-10 filing in PDF format.
- FY 2010-11 filing in XBRL format using C&I Taxonomy 2011.
- FY 2011-12 filing in XBRL format using C&I Taxonomy 2012.

**Q: My Company's AGM was on 30<sup>th</sup> June, 2012 and accounts are required to be filed with ROC with-in 30 days of AGM i.e. up to 30<sup>th</sup> July 2012. But we have not filed up to 31<sup>st</sup> August. Will this be considered as late filing?**

A: No, the due date of filing in XBRL format is within 30 Days of AGM or 15<sup>th</sup> Nov, 2012 whichever is later. So if filing is done by 15<sup>th</sup> Nov it will be considered on time.

**Q: In FY2010-11, our company was subsidiary of a listed company and we filed our Balance Sheet in XBRL format. This year we are not a subsidiary company of any listed company. Are we required to file data in XBRL Format for FY2011-12?**

A: Yes, your company is required to do XBRL filing in FY2011-12 as well. Circular No. 16 Dt 6<sup>th</sup> July, 2012 clearly states that Companies which were required to file their financial statements for the last year in XBRL mode.

**Q: Is voluntary filing of financial statements in XBRL mode for the Year 2011-12 encouraged for companies outside the Phase-I category of companies?**

**A: Yes encouraged. Such a company need not file the Financial Statements in PDF Format. But filing can be done for the financial statements closing on or after 31st March, 2011.**

## Chapter 4

# Indian GAAP Taxonomy

---

The Ministry of Corporate Affairs (MCA) has released final Commercial & Industrial (C & I) Taxonomy 2012 to be used by Indian Companies for filing their financial statements in XBRL format at MCA. The taxonomy can be downloaded from the web link: <http://www.mca.gov.in/XBRL/>

### **Changes in the new taxonomy vis-à-vis the earlier taxonomy**

With the applicability of the revised schedule VI to the Companies Act, the presentation of the line items in the Financial Statements has changed. The major heads of assets & liabilities are required to be bifurcated between current & non-current. Schedules has been merged into notes. The concept of dimensions has been introduced for capturing tabular data.

The architecture of the taxonomy has also undergone a change. While the earlier taxonomy was built on IFRS architecture 2006, Reference and Definition Linkbases have also been added to the taxonomy.

The C&I Taxonomy replaces the earlier C&I taxonomy except for the filers who need to file their Financial Statements for the year 2010-11 or the ones who follow a different accounting year; to them Revised Schedule VI is not applicable.

### **Dimensions vs. Tuple**

Both dimension and tuple facilitate the tabular data. However detailed analysis shows that XBRL tuple should not be used, since they greatly complicate any approach to reconciling document and data oriented perspectives – particularly for any kind of narrative disclosure. The use of XBRL Dimensions provides more flexibility, better extensibility and the needed comparability. The most recently published XBRL taxonomies worldwide avoid the use of tuples for all the same reasons: mapping is more challenging for software, comparability is not as robust, and extensibility is poor for tuple.

## C & I Taxonomy Architecture

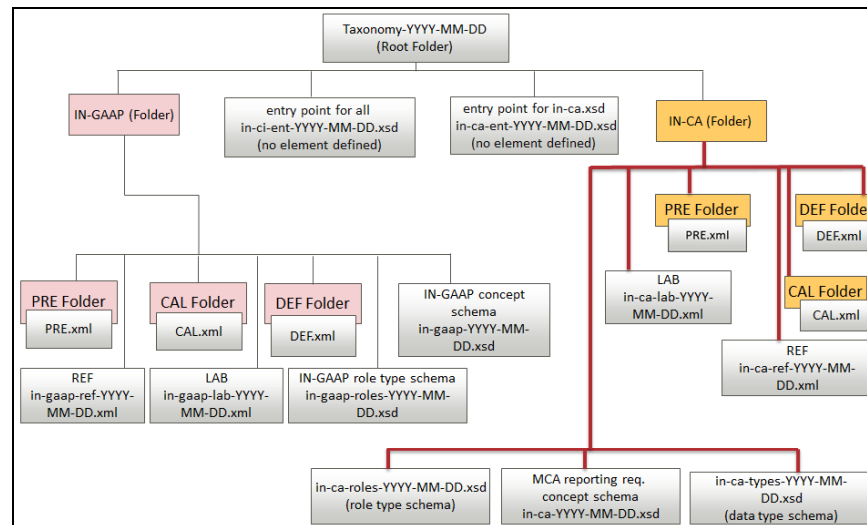
### Modelling of C&I Taxonomy

The C&I taxonomy follows the IFRS taxonomy modelling structure. All the presentation and disclosure requirements of Revised Schedule VI to the Companies Act, 1956, Accounting Standards (AS), and Guidance Notes are modelled in the C&I Taxonomy in the following two ways:

**1 Hierarchical Modelling.** This is the most prevalent method of modelling for presentation, definition and calculation linkbases. In this technique of modelling, individual elements are organized in a tree-like structure. This structure allows representation of information using parent-child relationships wherein each parent can have many children, but each child has only one parent.

**2 Modelling via Axes.** The other modelling technique used in the C&I Taxonomy is modelling via tables (hypercubes) and axes. Each such axis can be connected to any set of line items (reportable concepts) via a table, thereby creating a dimensional (tabular) structure. The C&I taxonomy makes use of both 'explicit' and 'typed' dimensions.

### Taxonomy Folder Structure



The users are advised to refer Taxonomy Architecture Guide for details of Taxonomy Architecture and Modelling of Taxonomy.

## Summary of Change in C&I Taxonomy 2012

Particulars	C&I Taxonomy 2012	C&I Taxonomy 2011
Schedule VI to the Companies Act, 1956	Revised Schedule VI	Old Schedule VI
Taxonomy Architecture	IFRS Taxonomy 2011	IFRS Taxonomy 2006
Dimension	Yes	No
Tuple	No	Yes
Presentation Linkbase	Yes	Yes
Calculation Linkbase	Yes	Yes
Label Linkbase	Yes	Yes
Definition Linkbase	Yes	No
Reference Linkbase	Yes	No

## Summary of elements in C&I Taxonomy 2012

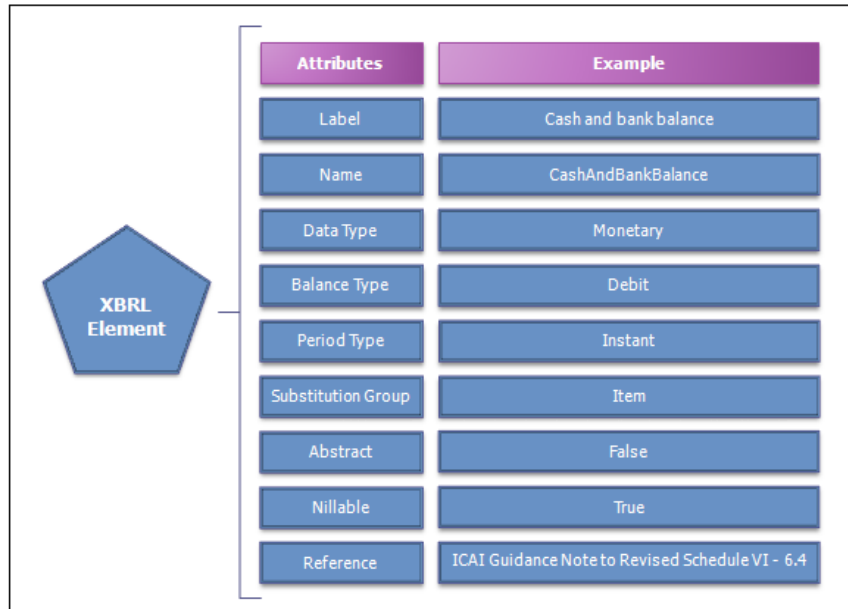
Particulars	Number
Items	2443
Tables	82
Explicit Dimension	37
Members under Explicit Dimension	544
Typed Dimension	25
Domain under Typed Dimension	25
Total	3156

## Elements

The financial reports contain concepts which are numeric, textual and reporting period (duration or instant). Each of these financial reporting concepts is represented by an appropriate element in C & I Taxonomy 2012.

An element has two contributors to its meaning: (i) attributes and (ii) relationships. Attributes are element properties which define the characteristics of a stand-alone and independent element. Relationships are the "external" characteristics that further define the element in terms of other elements in the taxonomy.

## Element Attributes



## Label

Label provides human-readable name for an element in taxonomy. C & I taxonomy contains a label for every element in the taxonomy. Every element in C & I taxonomy has a *standard label*. Elements may have more than one label type. The table below depicts various label types used in C & I taxonomy for "Cash and cash equivalents":

Label Type	CashAndCashEquivalents
Standard Label	Cash and cash equivalents
Total Label	Total cash and cash equivalents
Period Start Label	Cash and cash equivalents at beginning of period
Period End Label	Cash and cash equivalents at end of period

## Name

The element name identifies an element in taxonomy. In C & I taxonomy, the element name is derived from element's *standard label*. *[In terse label, the label name is the abridged form of element name]*

## Data Type

The data type attribute of an element defines the type of data acceptable for the element.

### Data types used in C & I Taxonomy

The table below depicts all data types along with an example tag and accepted value formats for the same in C & I taxonomy 2012.

Data type	Example Tags	Accepted value formats
Xbrli : string Item Type	Description of change in accounting policy	unformatted text such as individual words or phrases and may be mixed with numbers
Xbrli : monetary Item Type	Assets	2000000
Num : per Share Item Type	Par value per share	10
Nonnum : text Block Item Type	Disclosure in auditor's report explanatory [Text Block]	section of disclosure and narrative, or complete tables
Nonnum : domain Item Type	Equity shares [Member]	Equity and Preference
Xbrli : shares Item Type	Number of shares authorized	100000
Xbrli : date Item Type	Date of end of reporting period	2012-03-31
Num : percent Item Type	Percentage of equity shares held up by major shareholders	1.00
Xbrli : decimal Item Type	Nominal value per debenture	10
Xbrli : Boolean Item Type	Whether company has subsidiary companies	true, false
in-ca-types : Nature Of Related Party	Description of nature of related party relationship	(Holding company) (Ultimate Holding company) (Subsidiary)



**XBRL Instance Creation**

Data type	Example Tags	Accepted value formats
		company) (Fellow Subsidiary company) (Associate) (Joint venture) (Key Management Personnel) (Relatives of Key management personnel) (Enterprises which are owned, or have significant influence of or are partners with Key management personnel and their relatives) (Others)
in-ca-types : CIN Number	CIN of related party	U12345DL1234PTC123 456
in-ca-types : PAN Number	PAN of subsidiary company	AAAPG2115S
in-ca-types : SRN Number	SRN of form 23B	S12345678
in-ca-types : Industry Type	Type of industry	(Commercial and Industrial) (Bank) (NBFC) (Power) (Insurance)
in-ca-types : Type Of Subsidiary	Section under which company is subsidiary	(Section 4(1)(a)) (Section 4(1)(b)) (Section 4(1)(c)) (Section 4(6)) (Section 4(7))
Xbrli : pure Item Type	Proportion of voting power in subsidiary	Percentages, rates, and ratios
in-ca-types : DIN Number	Director identification number of director	12345678
in-ca-types : Nature Of Report	Nature of report standalone	(Standalone) (Consolidated)

## XBRL Preparers Guide

Data type	Example Tags	Accepted value formats
	consolidated	
in-ca-types : Content Of Report	Content of report	(Balance Sheet) (Statement of Profit & Loss)
in-ca-types : Level Of Rounding	Level of rounding used in financial statements	(Actual) (Thousands) (Lakhs) (Millions) (Crores) (Billions)
in-ca-types : Type Of Cash Flow Statement	Type of cash flow statement	(Direct Method) (Indirect Method)
in-ca-types : ITC Number 4 Digits	ProductOrServiceCategoryITC4DigitCode	Nothing Specified
in-ca-types : ITC Number 8 Digits	HighestTurnoverContributingProductOrServiceITC8DigitCode	Nothing Specified
in-ca-types : Category Of Auditor	Category of auditor	(Individual) (Auditors firm)
in-ca-types : Method Of Accounting Used	Method of accounting used	(Equity method) (Other)
in-ca-types : Form Of Joint Venture	Form of joint venture	(Jointly controlled assets) (Jointly controlled operations) (Jointly controlled entities)
in-ca-types : Cost Audit Report Status	Whether company has filed cost audit report	(Yes) (No) (Yet to be filed)
in-ca-types : Nature Of Bond Or Debenture	Nature of bond or debenture	(Fully convertible) (Partly convertible) (Non-convertible)
in-ca-types : Holder Of Bond Or Debenture	Holder of bond or debenture	(Banks) (Government semi government) (Intercompany) (Others)
in-ca-types : Compliance Report Status	If yes, whether company has filed compliance report with	(Yes) (No) (Not Applicable) (Yet to be filed)

**XBRL Instance Creation**

Data type	Example Tags	Accepted value formats
	central government	
in-ca-types : Whether Bonds Or Debentures	Whether bonds or debentures	(Bond) (Debenture)
in-ca-types : Type Of Non Current Investments	Type of non-current investments	(Investment in public sector equity instruments) (Investment in subsidiaries equity instruments) (Investment in other Indian companies equity instruments) (Investment in public sector preference shares) (Investment in subsidiaries preference shares) (Investment in other Indian companies preference shares) (Investments in government or trust securities) (Investments in debentures or bonds) (Investments in mutual funds) (Investments in partnership firms) (Investment property) (Investment in foreign sources) (Other non-current investments)
in-ca-types : Class Of Non Current Investments	Class of non-current investments	(Trade investments) (Other investments)
in-ca-types : Type Of Current Investments	Type of current investments	(Investment in public sector equity instruments) (Investment in

Data type	Example Tags	Accepted value formats
		subsidiaries equity instruments) (Investment in other Indian companies equity instruments) (Investment in public sector preference shares) (Investment in subsidiaries preference shares) (Investment in other Indian companies preference shares) (Investments in government or trust securities) (Investments in debentures or bonds) (Investments in mutual funds) (Investments in partnership firms) (Investment property) (Investment in foreign sources) (Other current investments)
in-ca-types : Class Of Current Investments	Class of current investments	(Current investments) (Current portion of long-term investments)

### Balance Type

The balance type attribute indicate the expected accounting balance i.e. debit or credit for an element of monetary nature. Most monetary elements have balance type: for example, Trade Receivables has a balance type of debit and Trade Payables has a balance type of credit.

### Period Type

The period type attribute can be either "Instant" or "Duration". An element with period type attribute "Instant" indicates that the values of the element are measurable at a point of time such as Trade Receivables or Cash and

Bank Balance etc. "Duration" is used for all other elements including string (text) and block text data types.

### **Substitution Group**

Every concept must have a substitution group attribute. The following types of substitution groups have been used in C & I Taxonomy 2012:

- i) Item
- ii) Hypercube Item
- iii) Dimension Item

The value of that attribute will most likely be `xbri:item`, which means the element is an `xbri` concept. In most of the cases, an item will be used for tagging of a concept in XBRL Instance Document. However, Hypercube item and Dimension item are not directly used for tagging of a concept. They include elements of item type which are used for tagging of concept in XBRL Instance Document.

### **Abstract**

An attribute of an element to indicate that the element is only used in a hierarchy to group related elements together. Abstract element can't be used to tag data in an XBRL Instance document, which is denoted by Abstract nature as "true" in element properties.

### **Nillable**

An attribute that appears on all taxonomy elements, and is used (false) on elements that, is used in an XBRL Instance document, must have a non-empty value. All taxonomy elements normally have default value for Nillable as (true). Nillable is false in case of domain elements.

### **Reference**

Reference provides information about the authoritative literature, which the user may use to understand the meaning and significance of the element.

The users may please refer to IGAAP Taxonomy Architecture for details regarding Link bases and folder structure. This guide covers only important and practical aspects of XBRL Instance creation.

## Chapter 5

# XBRL Instance Creation

---

### Instance Document for Stand-alone Reports:

As per MCA mandate the companies are required to prepare two separate XBRL Instance documents:

- Balance Sheet Instance Document
- Profit & Loss A/c Instance Document

So the question arises what is required to be included in the Balance Sheet Instance and Profit & Loss Instance Document.

The answer to this question is based on Taxonomy Extended Link Roles available in Generic Business Rules which clearly provide list of Extended Link Roles (ELR) which is required to be part of respective Instance Document. An Extended Link is used to partition relations into different networks if needed for processing of say calculations or for the convenience of the taxonomy creator to make the taxonomy more visually appealing. In other words, Extended Link Role issued for breaking down the taxonomies into smaller pieces so that it can be organized in a systematic manner with the help of presentation Link base.

#	Extended Link Name	Applicable to
1	[100100] Balance sheet	Balance Sheet
2	[100200] Statement of profit and loss	Profit and Loss Account
3	[100300] Cash flow statement, direct	Balance Sheet
4	[100400] Cash flow statement, indirect	Balance Sheet
5	[200100] Notes - Share capital	Balance Sheet
6	[200200] Notes - Reserves and surplus	Balance Sheet
7	[200300] Notes – Borrowings	Balance Sheet
8	[200400] Notes - Non-current investments	Balance Sheet
9	[200500] Notes - Current investments	Balance Sheet
10	[200600] Notes – Sub classification and notes on liabilities and assets	Balance Sheet
11	[200700] Notes - Additional disclosures on balance sheet	Balance Sheet

XBRL Instance Creation

#	Extended Link Name	Applicable to
12	[200800] Notes - Disclosure of accounting policies, changes in accounting policies and estimates	
13	[200900] Notes - Events occurring after balance sheet date	
14	[201000] Notes - Tangible assets	Balance Sheet
15	[201100] Notes - Intangible assets	Balance Sheet
16	[201200] Notes - Employee benefits	
17	[201300] Notes - Segments	
18	[201400] Notes - Leases	
19	[201500] Notes - Impairment	
20	[201600] Notes - Related party	Balance Sheet
21	[201700] Notes - Government grants	
22	[201800] Notes - Borrowing cost	
23	[201900] Notes - Income taxes	
24	[202000] Notes - Discontinuing operations	
25	[202100] Notes - Other provisions, contingent liabilities and contingent assets	
26	[202200] Notes - Effects of changes in foreign exchange rates	Profit and Loss Account
27	[202300] Notes - Amalgamation	
28	[202400] Notes - Investments in associates	Balance Sheet
29	[202500] Notes - Financial reporting of interests in joint ventures	Balance Sheet
30	[202600] Notes - Consolidated financial statements	Balance Sheet
31	[202700] Notes - Cash flow statements	
32	[202800] Notes - Subsidiary information	Balance Sheet
33	[300100] Notes - Revenue	Profit and Loss Account
34	[300200] Notes - Construction contracts	
35	[300300] Notes - Earnings per share	
36	[300400] Notes - Employee share-based payments	

## XBRL Preparers Guide

#	Extended Link Name	Applicable to
37	[300500] Notes – Sub classification and notes on income and expenses	Profit and Loss Account
38	[300600] Notes - Additional information statement of profit and loss	Profit and Loss Account
39	[300700] Notes - Director remuneration and other information	Profit and Loss Account
40	[300800] Notes - Disclosures pertaining to real estate enterprises	
41	[300900] Notes - Financial instruments	
42	[400100] Disclosure of general information about company	
43	[400200] Disclosures - Auditors report	Balance Sheet
44	[400300] Disclosures - Signatories of balance sheet	Balance Sheet
45	[400400] Disclosures - Directors report	Balance Sheet

The C&I Taxonomy includes six-digit numbers in square brackets at the beginning of each ELR definition which provides viewing and sorting functionality. ELRs between [100100] and [400400] have been detailed below:-

[100000] series – Financial statements like Balance sheet, Statement of Profit and Loss and Cash Flow Statement

P Presentation Link	
+ [100100]	Balance sheet
+ [100200]	Statement of profit and loss
+ [100300]	Cash flow statement, direct
+ [100400]	Cash flow statement, indirect

[200000] and [300000] series – Notes on Balance sheet items, Notes on Profit and loss items and Notes on Cash Flow Statement



+	◆	[200100] Notes - Share capital
+	◆	[200200] Notes - Reserves and surplus
+	◆	[200300] Notes - Borrowings
+	◆	[200400] Notes - Non-current investments
+	◆	[200500] Notes - Current investments
+	◆	[200600] Notes - Subclassification and notes on liabilities and assets
+	◆	[200700] Notes - Additional disclosures on balance sheet
+	◆	[200800] Notes - Disclosure of accounting policies, changes in accounting policies and estimates
+	◆	[200900] Notes - Events occurring after balance sheet date
+	◆	[201000] Notes - Tangible assets
+	◆	[201100] Notes - Intangible assets
+	◆	[201200] Notes - Employee benefits
+	◆	[201300] Notes - Segments
+	◆	[201400] Notes - Leases
+	◆	[201500] Notes - Impairment
+	◆	[201600] Notes - Related party
+	◆	[201700] Notes - Government grants
+	◆	[201800] Notes - Borrowing cost
+	◆	[201900] Notes - Income taxes
+	◆	[202000] Notes - Discontinuing operations
+	◆	[202100] Notes - Other provisions, contingent liabilities and contingent assets
+	◆	[202200] Notes - Effects of changes in foreign exchange rates
+	◆	[202300] Notes - Amalgamation
+	◆	[202400] Notes - Investments in associates
+	◆	[202500] Notes - Financial reporting of interests in joint ventures
+	◆	[202600] Notes - Consolidated financial statements
+	◆	[202700] Notes - Cash flow statements
+	◆	[202800] Notes - Subsidiary information
+	◆	[300100] Notes - Revenue
+	◆	[300200] Notes - Construction contracts
+	◆	[300300] Notes - Earnings per share
+	◆	[300400] Notes - Employee share-based payments
+	◆	[300500] Notes - Subclassification and notes on income and expenses
+	◆	[300600] Notes - Additional information statement of profit and loss
+	◆	[300700] Notes - Director remuneration and other information
+	◆	[300800] Notes - Disclosures pertaining to real estate enterprises
+	◆	[300900] Notes - Financial instruments

Separate ELRs have been created for most of the broad heads of the items appearing on the face of Balance Sheet and Statement of Profit & Loss. A few e.g. Loans and Advances, Provisions, Cash and Bank Balances, etc. have been clubbed under one ELR [200600] for tagging convenience.

## XBRL Preparers Guide

---

Though Schedule VI requires presentation of Borrowings under Long and Short-term heads, the same have been clubbed under one ELR [200300] for Borrowings.

⊕ [200200] Notes - Reserves and surplus
⊖ [200300] Notes - Borrowings
⊖ Disclosure of notes on borrowings explanatory [Text Block]
⊖ Borrowings notes [Abstract]
⊖ Details of borrowings [Abstract]
⊖ Classification of borrowings [Table]
⊖ Classification based on time period [Axis]
⊖ Classification based on time period [Member]
Long-term [Member]
Short-term [Member]
⊕ Classification of borrowings [Axis]
⊕ Subclassification of borrowings [Axis]
⊖ Details of borrowings [Line Items]
Borrowings
⊕ Nature of security [Abstract]
⊕ Details on loans guaranteed [Abstract]
Particulars of any redeemed bonds/debentures which company has power to reissue
Terms of repayment of long-term loans and other long-term loans
⊕ Details on defaults on borrowings [Abstract]
⊕ Details of bonds or debentures [Abstract]
Share long-term borrowings joint ventures
Share short-term borrowings joint ventures
⊕ [200400] Notes - Non-current investments
⊖ [200600] Notes - Subclassification and notes on liabilities and assets
⊖ Disclosure of subclassification and notes on liabilities and assets explanatory [Text Block]
⊖ Subclassification and notes on liabilities and assets [Abstract]
⊕ Other long-term liabilities notes [Abstract]
⊕ Provisions notes [Abstract]
⊕ Other current liabilities notes [Abstract]
⊕ Producing properties notes [Abstract]
⊕ Preproducing properties notes [Abstract]
⊕ Loans and advances notes [Abstract]
⊕ Other non-current assets notes [Abstract]
⊕ Inventories notes [Abstract]
⊕ Trade receivables notes [Abstract]
⊕ Cash and bank balances notes [Abstract]
⊕ Other current assets notes [Abstract]

## XBRL Instance Creation

<input type="checkbox"/> [300500] Notes - Subclassification and notes on income and expenses
<input type="checkbox"/> Subclassification and notes on income and expense explanatory [Text Block]
<input type="checkbox"/> Disclosure of revenue from sale of products [Abstract]
<input type="checkbox"/> Disclosure of revenue from sale of services [Abstract]
<input type="checkbox"/> Disclosure of other operating revenues [Abstract]
<input type="checkbox"/> Disclosure of other income [Abstract]
<input type="checkbox"/> Disclosure of finance cost [Abstract]
<input type="checkbox"/> Employee benefit expense [Abstract]
<input type="checkbox"/> Breakup of other expenses [Abstract]
<input type="checkbox"/> Breakup of expenditure on production, transportation and other expenditure pertaining to E&P activities [Abstract]
<input type="checkbox"/> Current tax [Abstract]
<input type="checkbox"/> [300600] Notes - Additional information statement of profit and loss
<input type="checkbox"/> Additional information on profit and loss account explanatory [Text Block]
<input type="checkbox"/> Additional information on profit and loss account [Abstract]
<input type="checkbox"/> Share of certain expenses joint ventures [Abstract]
<input type="checkbox"/> Changes in inventories of finished goods, work-in-progress and stock-in-trade [Abstract]
<input type="checkbox"/> Details of individual items of exceptional and extraordinary nature [Abstract]
<input type="checkbox"/> Prior period items [Abstract]
<input type="checkbox"/> Additional details in case of manufacturing companies [Abstract]
<input type="checkbox"/> Additional details in case of trading companies [Abstract]
<input type="checkbox"/> Additional details in case of service companies [Abstract]
<input type="checkbox"/> Details of aggregate amount set aside to provisions made for meeting specific liabilities, contingencies or commitments [Abstract]
<input type="checkbox"/> Details of income or expense requiring separate disclosure [Abstract]
<input type="checkbox"/> Dividends from subsidiary companies
<input type="checkbox"/> Provisions for losses of subsidiary companies
<input type="checkbox"/> Value of imports calculated on CIF basis [Abstract]
<input type="checkbox"/> Expenditure in foreign currency [Abstract]
<input type="checkbox"/> Details of raw materials, spare parts and components consumed [Abstract]
<input type="checkbox"/> Details of dividend remitted in foreign currency [Abstract]
<input type="checkbox"/> Details of earnings in foreign currency [Abstract]
<input type="checkbox"/> Details of share of profits or losses in partnership firm or association of persons or limited liability partnerships [Abstract]
<input type="checkbox"/> Disclosure of information on deviation from accounting standards profit and loss account [Abstract]
<input type="checkbox"/> Disclosure of contributions made to political party or for political purpose [Abstract]
<input type="checkbox"/> Disclosure of contributions made to national defence fund [Abstract]
<input type="checkbox"/> Details of cost incurred for issuing options or shares under employee stock option or stock purchase scheme [Abstract]
<input type="checkbox"/> Breakup of revenue as export and domestic [Abstract]
<input type="checkbox"/> Details of capital expenditure incurred in foreign currency [Abstract]
<input type="checkbox"/> Disclosure of computation of managerial information as per section 198, 349 and 350 of companies act [Abstract]
<input type="checkbox"/> Disclosure of expenditure on corporate social responsibility [Abstract]
<input type="checkbox"/> [300700] Notes - Director remuneration and other information
<input type="checkbox"/> [300800] Notes - Disclosures pertaining to real estate enterprises

[400000] series – General Information, Auditor's report, Directors' report and Signatories to Balance sheet

<input type="checkbox"/> [400100] Disclosure of general information about company
<input type="checkbox"/> [400200] Disclosures - Auditors report
<input type="checkbox"/> [400300] Disclosures - Signatories of balance sheet
<input type="checkbox"/> [400400] Disclosures - Directors report

With respect to extended link roles for which specific applicability is not mentioned, the company has to decide the applicability of the notes and report accordingly in balance sheet instance document or Profit and loss account instance document. For example, Notes - Financial instruments will contain disclosures related to both Balance Sheet and Profit & Loss A/c and hence it can be included in either of the document.

Following ELR shall not be applicable in case of stand-alone instance document-

Notes - Consolidated financial statements

### Q&A

#### **Q: How to file Instance Document with Ministry of Corporate Affairs.**

**A:** Instance Documents will be filed by way of attachment to forms notified by the Ministry on their website. Balance Sheet Instance Document is filed as an attachment to Form 23AC-XBRL and Profit & Loss A/c Instance Document is filed as an attachment to Form 23ACA-XBRL

#### **Q: Why two separate Instance documents are required for Balance Sheet & Profit & Loss Account for each company.**

**A:** As per Section 210 of Companies Act 1956, Profit & Loss A/c data of Private Limited Companies is not available for public inspection. Hence two separate instance documents are required to be filed.

### **Instance Document for Consolidated Reports:**

In case of Consolidated Reports an entity is required to prepare four Instance Documents:

- Balance Sheet Instance Document Consolidated
- Balance Sheet Instance Document Stand-alone
- Profit & Loss A/c Instance Document Consolidated
- Profit & Loss A/c Instance Document Stand-alone

Stand-alone Instance Document ELR will remain the same, and in case of Consolidated Instance Documents, following ELR are not required to be included:

- Notes - Subsidiary information
- Notes – Directors' remuneration and other information
- Disclosures - Signatories to balance sheet

- Disclosures – Directors’ report
- Notes - Amalgamation
- Notes - Related party
- Notes - Investments in Associates
- Notes - Financial Reporting Of Interests In Joint Ventures

As per Generic Business Rule No.14 the following element values should be same in case of Consolidated and Stand-alone Instance Documents:

- Name Of Company
- Corporate Identity Number
- Permanent Account Number Of Entity
- Address Of Registered Office Of Company
- Type Of Industry
- Period Covered By Financial Statements
- Date Of Start Of Reporting Period
- Date Of End Of Reporting Period
- Content Of Report
- Description Of Presentation Currency
- Level Of Rounding Used In Financial Statements
- Type Of Cash Flow Statement

The user may please refer to Instance Creation document for detailed process of creation of Instance Document.

### **Critical Issues in XBRL Instance Creation**

The following section of this chapter discusses certain critical issues in XBRL Instance Creation.

### **Creating Context in XBRL Instance**

Although no rules have been defined for creating context id, the following context it's relevant to the reporting period for creating non-dimensional context are recommended:

Particulars	Context ID	Example of Reporting Period(FY2011-12)
Current Year Closing Balances	CY End	31-03-2012
Previous Year Closing Balances	PY End	31-03-2011
Previous Year Opening Balances	PY Start	31-03-2010
Current year Duration	CY Duration	01-04-2011 to 31-03-2012
Previous year Duration	PY Duration	01-04-2010 to 31-03-2011

The users need not create separate context for current year opening balances. The context of previous year closing balances will automatically become current year opening balances. The validation test will check that the closing balance of previous year is equal to opening balance of current year as defined in generic business rule no. 8. The creation of context in XBRL Instance is XBRL Tool Specific and different softwares use different methods/approaches for creation of context. However, the user should ensure that the context is consistent with the information in the source document.

### Using Decimal attribute in XBRL Instance

The decimal attribute in XBRL Instance is used to describe the level of accuracy of a fact disclosed. In simple terms, it indicates if the amounts are expressed in "Thousands", "Lakhs" or "Crores".

The table below briefly describes the decimal attribute and its meaning to the user:

XBRL Syntax	Meaning to the user
Decimal = "-7"	Crores
Decimal = "-5"	Lakhs
Decimal = "-3"	Thousands
Decimal = "0"	Whole Number
Decimal = "INF"	Not rounded off

The decimal attribute “INF” stands for “Infinitely accurate”. It is important to represent an amount as exact value because tagging a fact with the exact value can be very useful in financial analysis. The decimal attribute should be the same as per which the financial statements are prepared.

The decimal should be selected appropriately to report the accuracy of data in the report. The user should be careful in selecting scaling option in the tool, because some tools have automatic feature of assigning decimals which can give inaccurate output in the Instance.

Here is an example of how decimal affects the accuracy of the value in XBRL Instance:

Value Reported	Decimal
INR1,30,475/-	0
INR 130(in Thousands)	-3
INR 130.4(IN Thousands)	-2
INR 1(in Lacs)	-5
INR 1,30,475.56/-	+2

In the above table, 130 thousand with “-3” decimal would mean that value could be anything between 1,29,501 to 1,30,500 as against the actual value of 1,30,475. However the instance document has exact/absolute numbers which would appear as 1,30,000 in instance document.

### Ensuring quality of XBRL Instance document

The guidance note on 'Certification of XBRL documents' lays down the following principles and criteria for evaluating the quality of XBRL Instance Document:

1. Completeness
2. Mapping
3. Accuracy
4. Structure

### Completeness

All information that is required to be formatted in XBRL Instance document as required under entity’s reporting environment is tagged. In other words, completeness will include:

## XBRL Preparers Guide

---

- Information/data required to be tagged from financial statements as defined in scope of tagging; and
- Other information/data required to be tagged in XBRL Instance Document e.g. Basic Information about reporting entity, Director details etc;

The users may please refer to the Scope of tagging in Filing Manual which can be downloaded from MCA website at the web link below:

[www.mca.gov.in/XBRL/](http://www.mca.gov.in/XBRL/)

Furthermore, the filers may ensure that the numbers that are presented a Financial Statement are tagged in the XBRL documents. The extent of tagging i.e. detailed or block text shall be referred to by the tagging in Filing Manual.

### Mapping

The user needs to ensure the followings in XBRL Instance document:

- Taxonomy referenced in the Instance document is correct;
- Element Attributes are consistent with source information;
- Selected element is consistent with the concept in source information;
- Most specific element is used for Other required information;
- Same element is used for facts appearing multiple times;
- Same element is used for each period; and
- Line items mapped with residuary tag are suitably explained in footnotes.

### Accuracy

- Contextual information is consistent with the source information
  - Reporting Period
  - Decimal Values (Maximum 2 decimal places shall be allowed in monetary items)
  - Units (INR in case of monetary item with exception of subsidiary data)
  - Entity Identifier
- Formatted amounts have appropriate sign



- Rendered text block information is consistent with source information
- All formatted data is consistent with the underlying source information

## Structure

- Entity Identifier(21 Digit Corporate Identification Number) & Scheme(<http://www.mca.gov.in/CIN>) for each context is identical
- Instance document should pass Validation Test on latest available MCA Validation Tool
- Instance document should pass Pre-scrutiny Test

## FAQ

**Q: Whether data given in brackets of line items is required to be tagged.**

	<u>As at March 31, 2012 Amount in Rs.</u>	<u>As at March 31, 2011 Amount in Rs.</u>
<b>1 SHARE CAPITAL</b>		
<b>Authorised shares</b>		
<b>Equity Share Capital</b>		
2,227,500 [Previous year: 2,227,500] equity shares of Rs. 10 each	22,275,000	22,275,000
<b>Preference Share Capital</b>		
(i) 10,000,000 [Previous year 10,000,000] 4% Compulsory convertible preference shares (CCPS) of Rs. 10 each	100,000,000	100,000,000

**A:** Yes, the same is required to be tagged with the specific tags, or a foot note added to that end.

**Q: My report doesn't include any borrowing but the same is mandatory element as per Business Rules. Do I require tagging of borrowings?**

**A:** Yes, mandatory tags are required to be included in Instance Document whether part of Annual Report or not. Hence borrowings will be tagged with "0".

**Q: An entity has 2 subsidiaries and detailed tagging of 1 subsidiary has been done. Instance Document is validated on Validation tool. Is the Instance Document complete?**

**A:** No, All subsidiaries are required to tag in details otherwise that is not complying with the MCA requirement.

**Q: Cash flow is required to be tagged or not?**

## XBRL Preparers Guide

---

**A:** In case Cash Flow Statement is part of Annual Report, it is mandatory to tag the same.

**Q: Corporate Governance Report and Management Discussion and Analysis are required to be tagged or not?**

**A:** They are filed separately as PDF attachment to Form 23AC-XBRL; hence same can be skipped from tagging.

**Q: Previous year data is required to be tagged or not?**

**A:** Yes, previous year data is required to tag mandatorily with some exception given in generic business rules for following ELR:

- Notes - Income taxes
- Disclosures - Auditors report
- Notes - Related party
- Notes - Investments in Associates
- Notes - Financial Reporting Of Interests In Joint Ventures
- General Information About Financial Statements (Except for the following elements- Period Covered By Financial Statements; Date Of Start Of Reporting Period; Date Of End Of Reporting Period)
- Notes - Subsidiary information
- Notes - Director remuneration and other information
- Disclosures - Signatories of balance sheet
- Disclosures - Directors report
- Notes - Amalgamation
- Notes - Consolidated financial statements

*Fixed Asset previous year data is also required to be tagged.*

As per para 5 of General Instructions of the Revised Schedule VI to the Companies Act, 1956, "Except in the case of the first Financial Statements laid before the Company (after its incorporation), the corresponding amounts (comparatives) for the immediately preceding reporting period for all items shown in the Financial Statements including notes shall also be given."

## Parent Child Relationship

In taxonomy, tags are defined using parent-child relationship. In a hierarchy, the smallest element is known as child, and parent derives its value from child elements.

Given below is the example of Parent Child Relationship in Balance Sheet:

Assets	Top Level Parent for Current and Non Current Assets	
NoncurrentAssets	Parent element for Non Current Assets	Child Element for Assets
FixedAssets	Parent element for Fixed Assets	Child Element for Non Current Assets
TangibleAssets	Doesn't have any child element	Child Element for Fixed Assets
ProducingProperties		
IntangibleAssets		
PreproducingProperties		
TangibleAssetsCapitalWorkInProgress		
IntangibleAssetsUnderDevelopmentOrWorkInProgress		

So a tag can be both parent and child; it depends upon the location in taxonomy.

During creation of Instance document, the user is required to satisfy parent-child relationship. As per generic business rules, in tree structure, it shall be validated that the parent element is derived based on the value in child elements (applicable only if amount entered is not zero). It should be mandatory to enter at least one child element if parent element is entered and vice-versa. The list of exceptions where this rule does not apply is given in sheet 'Parent child exempt-calculation'. In case an element is mandatory, then the same shall not be exempt as per this rule.

### So how to satisfy parent-child relationship:

ABC Ltd has only an asset of Current investment of Rs.50,000/-

So all parents will be as follows:

Particulars	Amount (in Rs.)
Current Investment	50,000
Current Assets	50,000
Assets	50,000

Note: Here dimensional parent-child relation is not considered. It will be discussed separately in the next section.

**What if Parent-Child relation is not satisfied?**

If users miss any parent child relationship, it results in calculation inconsistency. To understand this, users are first required to know how calculation works in taxonomy.

As parent derives its value from its child, all children are summed up to parent. In calculation Linkbase, parent-value is derived on the values of immediate child, or, we could say, a child contributes in calculation of its immediate parent only.

The table below will show the calculation Linkbase working:

Case 1(Right Value)			Case 2(No Value)			Case 3(Wrong Value)		
Line Item	Punched Value	Calculated Value	Line Item	Punched Value	Calculated Value	Line Item	Punched Value	Calculated Value
Current investment	50,000	50,000	Current investment	50,000	50,000	Current investment	50,000	50,000
Current Assets	50,000	50,000	Current Assets	-	50,000	Current Assets	60,000	50,000
Asset	50,000	50,000	Asset	50,000	-	Asset	50,000	60,000

Assumption: In the example above, it is assumed that perfect combination of parent child-relationship exists between Current Investment, Current Assets and Asset.

*Punched Value refers to value captured into instance document.*

*Calculated Value refers to value calculated by Calculation Linkbase.*

**Case 1** All parent-child relations are satisfied with correct values, hence there will be no calculation error.

**Case 2** We have not entered the value of Current Asset which is immediate child of Asset, so Calculation Linkbase will calculate Asset value as 0 which will result in calculation inconsistency.

**Case 3** We have entered wrong value of Current Asset which is immediate child of Asset, In this case as well, Calculation Linkbase will calculate Asset value as 60,000 which will result in calculation inconsistency.

Note: The calculation Linkbase works for dimensional context for all the items having the same member-value. For example, calculation of changes in

tangible assets will work in dimensional structure if same member (say Buildings + Gross + Owned/Leased) has been provided with all the tags.

So, for creation of a valid instance document, all parent child relationships should be satisfied with correct values.

### Exempt Parent-Child Relationship

There is a list of items in Business Rule File with all items listed where parent-child relationship can be ignored and without resulting in any error.

### Parent-Child Relation in Dimension

Parent-child relation also exists in case of dimension. Here is the Generic Business Rule 3:

In the dimensional table, parent-member of an axis shall be mandatorily entered in case value has been entered in any of its child members and vice versa (i.e. mandatorily, at least one child-element). The list of exceptions where this rule does not apply is given in sheets 'Exempt parent member - Dimension' and 'Exempt Child member-Dimension'

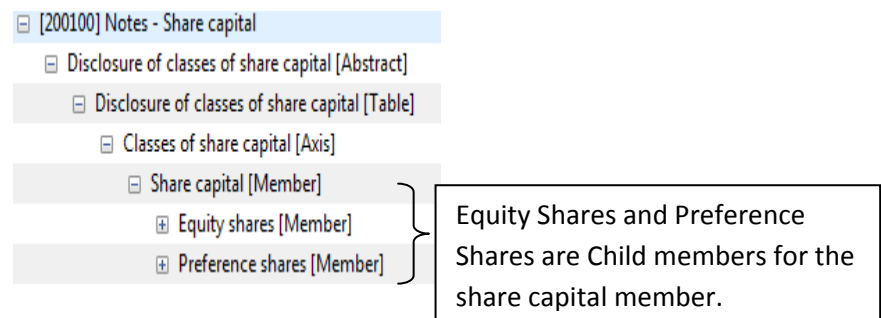
In Indian GAAP C&I Taxonomy, the following type of dimension has been used:

- Explicit
- Typed

There are also cases where multiple dimensions have been used in a single table, so there will be different scenario of parent-child relationship.

### Parent-Child Relationship in Explicit dimension (Single Dimension in a Table)

Explicit Axis represents dimensions whose members are explicitly defined. In explicit axis, parent-child relation exists for the members. Here is the example of Share Capital note where explicit dimension has been used:



Similar to tags in the taxonomy, a member can be both child and parent. As in the above image, Equity Share Member is child. In the screen shot below, Equity Share Member is parent member for Equity Shares 1 to 10 members:



*So, how will parent-child relation work in case of dimension? Let's understand with the help of an illustration.*

### Illustration

From the following statement, tag the number of authorized shares satisfying parent child relationship. "Authorized Share Capital includes 1,00,000 equity shares of Rs.10/- each"

### Solution:

Available tag for Authorized Share is: Number of shares authorised

So, first Tag small child-member with the applicable tag i.e.: (Number of shares authorized + Equity share 1 Member)

Then tag immediate parent of smallest child i.e.: (Number of shares authorized + Equity share Member)

Then follow the same procedure up to top parent member i.e. (Number of Shares authorized + Share Capital Member)

By doing this we can comply with the condition of parent-child relationship.

**Q&A:**

**Q:** There are cases where parent-child relation doesn't exist, then how do we tackle them? For example: Par Value per Share is applicable to a specific class of share capital but isn't applicable to total class of share capital. How do we satisfy parent-child relationship?

**A:** In taxonomy, in many of the places not all relationship has been defined which means that a tag cannot be used with all dimensions defined in hypercube. User can find the "not all relationship" elements in definition Linkbase (also available in taxonomy excel). Here is the screen shot of Par Value per Share:

ParValuePerShare
DisclosureOfClassesOfShareCapitalTableNotAll
DetailsOfSharesNotFullyCalledAbstract
AmountPerShareCalled
DisclosureOfClassesOfShareCapitalTableNotAll

As par value per share can be tagged only for individual class of equity, the same tag is not applicable for sum of all classes of equity. But as dimensional structure provides combination of Par Value Per Share + Equity Member, which is logically wrong, here not-all-relationship has been defined. Due to not-all-relationship, it would not be possible to tag above-mentioned combination or contexts.

So considering the not-all relationship in taxonomy, parent-child relation will be applicable at logical places.

**Q: Is there any parent-child exemption dimension similar to tags?**

**A:** Yes, there are two separate sheets in Business Rule Excel file where one sheet represents all exempted parents and second sheet represents all exempted child-members.

Example of exempted Child:

In Classes Of Tangible Assets Axis, Building member has 4 child members which are exempted:

Buildings Member	Residential Building Member
	Office Building Member
	Factory Building Member
	Other Building Member

**Illustration:**

An entity has reported Building of Rs.5,00,000/- and not mentioned about the nature of the building whether it is residential or office building. How do we use parent-child exemption?

**Solution:**

Exemption given in the table above means if the reporting entity enters the value of Building Member and does not enter the value of any of the child-member, viz., Residential, office, factory or similar others, then there will not be any parent-child error. The reporting entity may ignore parent-child relationship and can directly use Building Member for tagging purpose.

**Q&A**

**Q: In the above case, if I enter value of Office Building Member, then will it fall into above exemption or not?**

**A:** No, that exemption is only for child-members, parent-exempted members are given separately. In case that exemption is not available under Parent Exemption sheet, then user is required to enter parent (Building)-member value as well.

**Example of exempted Parent:**

In Disclosure Of Tangible Assets Table, Owned And Leased Assets Member is exempt:

Sub Classes Of Tangible Assets Axis	Owned And Leased Assets Member
-------------------------------------	--------------------------------

That is, if we are entering value for child element of Owned And Leased Assets Member, then we are not required to enter value of parent (Owned And Leased Assets Member). But vice-versa is not allowed unless specified in Child exemption sheet.

**Parent-Child Relation in Multiple Dimensions in a single hypercube**

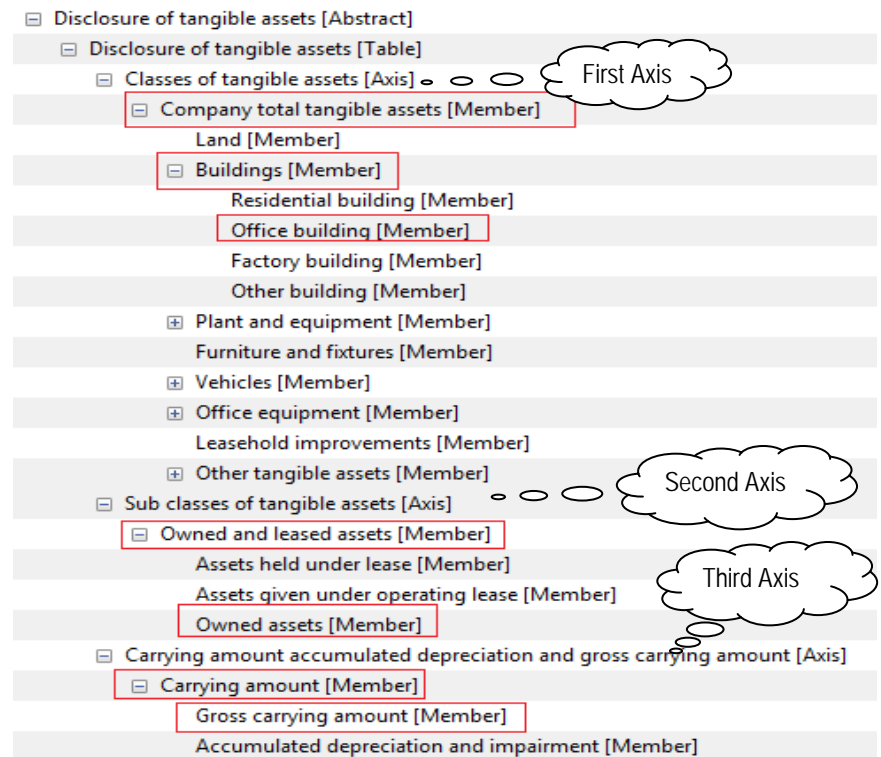
There are a few hypercubes where multiple dimensions have been used. For example, Disclosure Of Shareholding More Than Five Per Cent In Company Table, Disclosure of Tangible Asset Table etc. Parent-child relation in multiple dimension complicates the situation. User is required to satisfy parent-child relationship in each of the axes unless exempted. So let's understand this with the help of an illustration:



**Illustration**

Company A Ltd has owned office building of Rs. 10 lakh gross. If the user has to tag this information in XBRL Instance Document which satisfies parent-child relationship ignoring exempt parent-child relationship, the following solution needs to be followed.

The applicable dimensions in tree structure for disclosure of tangible assets [Table] are as under-marked in red circle:



The user is required to use one default member and one specific member from each of the three axes. The combination of members, as depicted in the picture below, is required to be used for ensuring the parent-child relationship:

## XBRL Preparers Guide

Classes of tangible assets [Axis]	Sub classes of tangible assets [Axis]	Carrying amount accumulated depreciation and gross carrying amount [Axis]	Carrying amount accumulated depreciation and gross carrying amount [Axis]
Office Building+Owned+Gross	Office Building+Owned and Leased+Gross	Office building+owned + carrying	Office Building+Owned and Leased+Carrying
Building + Owned + Gross Amount	Building + Owned and Leased Asset + Gross	Building + Owned Asset + Carrying	Building + Owned and Leased Asset + Carrying
Company total tangible assets + Owned + Gross	Company total tangible assets + Owned and Leased+ Gross	Company total tangible assets + Owned + Carrying	Company total tangible assets + Owned and Leased+ Carrying

In the table above, exempted parent-child members are ignored and default domain members are shown separately for user's better understanding.

In case of multi-dimensional table the users are first required to satisfy parent-child relationship for the first Axis and then combine all selected members of the first axis with the smallest child of second axis. The users are required to carry out this exercise from smallest to top level parent member (only for applicable members) of second axis. In case there are more than two axes then user will be required to take all combinations created up to second axis and repeat the exercise of matching smallest child to top parent member.

### Q&A:

#### Q: Will parent child exemption be applicable in multidimensional table?

A: Yes, you can skip exempted parent and child if they become applicable members in the exercise above.

### Parent-Child Relationship in Typed Dimension

In typed dimension, members can be defined according to entity requirements e.g. typed dimension are used for Number of Investments, Number of Directors, Number of Auditor etc. So parent-child relationship doesn't exist in case of typed dimension. With the use of other business rules, though, consistency of data can be ensured. For example, in a business rule it has been ensured that Summation of 'Non-current Investments' for all dimensional members should be equal to 'Non-current Investments' in Balance sheet.

### Business Rules

Business Rules are the ones which ensure the accuracy of data captured into the instance document. e.g. Asset = Equity + Liability.

To ensure the accuracy of the data MCA has issued two types of Business Rules:

- Specific Business Rules
- Generic Business Rules

To create a valid Instance Document, the user is required to comply with all the Business Rules.

### Specific Business Rules

The Specific business rules are defined based on specific tags of the taxonomy. The Specific Business Rules ensure accuracy of data at individual line item level. There are 435 specific business rules which can be categorized as follows:

Category	Total
Mandatory Tags	150
Mandatory Tags based upon condition	88
Based on Accounting Equation	29
Based on Regulatory Database	39
Based on Zero Value	92
Based upon Date	20
Others	17
Grand Total	435

- **Mandatory tags:** These are required to be captured into the instance document whether they are part of report or not, e.g., Current Liabilities.

**Q&A:**

**Q: How do we comply with this category of Business Rules?**

**A:** Entire mandatory tags are required to be captured into the instance document. If tag is not a reported concept in the annual report, then the same is required to be tagged with 0 value unless we have different value or N.A/ NIL in case of string or text elements

**Q: Do all 150 elements become part of both the instance documents?**

**A:** No, Balance Sheet Related Mandatory Tags will become part of Balance Sheet Instance Document, and P&L Related Mandatory Tags will become part of Profit & Loss Instance Document.

**Q: Are the mandatory tags given under specific rules only?**

**A:** No, there is a sheet of Mandatory Elements in generic business rules.

## XBRL Preparers Guide

---

*For example:* If reporting entity uses any of the dimension from 'Disclosure Of Classes Of Share Capital' in Notes - Share capital, then the following mandatory elements will be applicable:

Type of Share

Number of Shares Authorised,

Value of Shares Authorised,

Number of Shares Issued,

Value of Shares Issued,

Number of Shares Subscribed and Fully Paid,

Value of Shares Subscribed and Fully Paid,

Number of Shares Subscribed But Not Fully Paid,

Value of Shares Subscribed But Not Fully Paid,

Number of Shares Subscribed,

Value of Shares Subscribed,

Number of Shares Paid Up,

Value of Shares Called,

Value of Shares Paid Up,

Par Value per Share,

Amount per Share Called,

Number Of Shares Outstanding (Opening and Closing)

Increase Decrease in Number of Shares Outstanding

Share Capital (Opening and Closing)

Increase Decrease in Share Capital

These shall be optional in case exempted as per Calculation link base (parent-child validation) or in case 'Not All' relationship is applicable as per the taxonomy.

- **Mandatory based on Condition:** This category includes the elements which are mandatory to be captured in Instance Documents upon trigger of condition attached with them. For example, Aggregate Provision For Diminution In Value Of Current Investments is mandatory tag if "Current Investments' in Balance sheet is greater than zero."

**Q&A:**

**Q: How do we comply with this category of Business Rules?**

**A:** These are purely conditional rules and if no condition triggers, then these rules will be automatically complied. In case any conditions trigger, respective tag becomes mandatory and that value should be included in the instance document. Value of that mandatory element can be extracted easily. For example, Amount Of Public Issue During Period is mandatory if corresponding Number of shares is entered. In this case value can be derived easily.

**Q: How do we remember the long list of the conditions?**

**A:** Nobody is required to remember the conditions attached with these rules, just capture the values in right way, in case of trigger of condition, we come to know of the same at the time of validation of Instance Document.

- **Based on Accounting Equation:** This category includes the elements for which rules are defined on basic accounting logics. e.g. Equity + Liability = Assets

**Q&A:**

**Q: How do we comply with this category of Business Rules?**

**A:** This category simply ensures the accuracy of data entered in the Instance Document which are based on Accounting Fundamentals. If tag values are entered correctly, there will be no error.

- **Based upon Regulatory Database:** This Category includes the elements for which rules are decided with references to Regulator (MCA, Income Tax) database. For example, Name Of Related Party Name should be based on CIN of related party, if entered.

**Q: How do we comply with this category of Business Rules?**

**A:** This category specifies database related values. As PAN, CIN, DIN, SRN have a specific format and also have some unique value which should be entered in the same format and value. For example, Name of Director Should be based on DIN and DIN number should be of 8 digits. So this is again checking accuracy of value entered in the Instance document. If value entered is correct this will not result in any error.

- **Based on Zero Value:** This category includes the elements whose value should be equal to or greater than zero. For example, Number Of Shares Authorised should be greater than or equal to zero.

**Q: How do we comply with this category of Business Rules?**

**A:** This rule is indicative of positive values which can't be negative; hence this is again ensuring the accuracy of data entered in the instance document. So if your values are correct, you can simply ignore this rule and your instance will be validated without any error.

- **Based upon Date:** This Category includes the elements for which rules are decided upon date. For example, Date of Birth of Director should be less than system date. Difference between this date and system date should be greater than or equal to 18 years.

**Q: How do we comply with this category of Business Rules?**

**A:** This rule ensures the accuracy of data related to dates entered in the instance document. These improve the quality from errors such as Typo error. So if your values are correct you can simply ignore this rule and your instance will be validated without any error.

- **Others:** This category includes the residual rules which don't fall into any of the defined category. For example, Country of Incorporation or Residence of Related Party should be valid country name as per List of countries.

## Chapter 6

# Validation of Instance Document

---

Validation of XBRL Instance document is commonly done, wherever financial statements / reports are filed in XBRL format all over the world. However, there is no common definition of "Validation" which can be used to understand its meaning. The objective of validation is to check:

- XBRL formatted information is a valid XML file.
- XBRL formatted information is created using the base taxonomy provided by MCA.
- Data is consistent with Calculation Link base in taxonomy and business rules defined for XBRL filing.

There are two levels of validation for XBRL filing at MCA:

### *Off-line Validation*

Validation Test needs to be conducted on XBRL Instance document by using Validation Tool provided by MCA. The Validation Tool can be downloaded from MCA Website at the Web link below:

[www.mca.gov.in/XBRL/](http://www.mca.gov.in/XBRL/)

### *On-line Validation (Pre-scrutiny)*

Pre-scrutiny Test is performed on XBRL Instance document for server side validation. This includes verification of specific elements, such as DIN of Directors and CIN of companies etc. which are verified from MCA Database. The filer needs to have internet connectivity for conducting Pre-scrutiny Test.

### **Common Validation and Pre scrutiny errors:**

This section identifies common validation/pre-scrutiny errors which users may face while preparing XBRL Instance document using C & I taxonomy 2012. [Illustrations of errors are used from C&I Taxonomy 2011]

- Calculation inconsistencies

2) Element LoanFunds: Specified Value=49160356: Expected Value=429160356: must be sum of [SecuredLoans X 1.0, UnsecuredLoans X 1.0] : : ContextID = I2011 As on 31/03/2011 for Role=[1000001 Sources and Application of Funds

## XBRL Preparers Guide

---

document through calculation Linkbase has already been discussed in the earlier section.

- Parent child error

```
In context ID = I2009, as GrossBlock is
present, at least one of the following
elements [TangibleAssetsGross,
IntangibleAssetsGross,
AssetsFinancialLeaseGross] is mandatory
```

```
In context ID = I2011, as
CustomerOtherAdvances is present, at least one
of the following elements
[AdvanceReceivedagainstContracts,
AdvanceReceivedagainstCustomers,
OtherAdvanceReceived] is mandatory
```

**Solution:** Parent-child error can be avoided by tagging all parent-child tags unless the same have been exempted in business rules. .

- Mandatory tags error

```
7) Element 'DisclosureOfBasisOfPresentationExplanatory' is required - Not present for date: 31/03/2011
8) Element 'DisclosureInBoardOfDirectorsReportExplanatory' is required - Not present for date: 31/03/2011
9) Element 'DisclosureInAuditorsReportExplanatory' is required - Not present for date: 31/03/2011
```

**Solution:** Mandatory tags error can be avoided by inputting the value in all mandatory tags in business rules.

- Not All Relation error(Primary Item Dimensionally Invalid Error)

The primary item contains invalid hypercube in all base sets. : element = in-gaap:AdditionsOtherThanThroughBusinessCombinationsTangibleAssets, context = CY\_Duration\_AccumulatedDepreciationAndImpairmentMember\_PlantAndEquipmentMember, value = 20000

**Solution:** This error is related to dimensional structure where not all relation has been defined. Not All relation in dimension is used for preventing illogical combination. For example, Increase in Accumulated depreciation through acquisition of asset is not possible. This is an example of the case where not all relation has been defined and if user will put value by making this combination, then it will result in above-mentioned error. Good XBRL tools avoid this error by blocking such fields or throwing error. However, the filer



## Validation of Instance Document

should apply accounting knowledge in such cases whether the XBRL Tool blocks or throws error or not.

- Value format error for Date, Boolean data type tags.

1) cvc-datatype-valid.1.2.1: '04-30-2011' is not a valid value for 'date'.

3) cvc-datatype-valid.1.2.1: 'yes' is not a valid value for 'boolean'.

**Solution:** Value format error occurs if value is entered in a different format from specified or for enumerated values defined for tags in the taxonomy. Correct value format should be followed to avoid this type of error, e.g., Date format should be: "YYYY-MM-DD" and Boolean item type value should be either true or false only.

- Data for both the years not reported

5) Since 'LoansAdvances' is entered for the previous year, corresponding value for current year should be entered.

**Solution:** This error occurs if previous year data is not reported in case current year values are entered and vice-versa. The reporting entity should enter the values for both the years viz. : current year and previous year (unless exempted) to avoid such errors.

- Other Business Rule error

```
as on 2011-03-31
DetailsOfEveryClassOfShareCapital: Issued
Equity share Should be less than or equal to
Value of Authorised Shares
```

```
Atleastone DetailsOfInvestmentsInJointVentures
details should be entered if
InvestmentJointVenturesis greater than zero
for the current period
```

**Solution:** These errors occur because of non-compliance with business rules. Understanding of business rule is the solution of these errors.

- Mismatch of data from regulatory database.

2) 'Lalit Goyal' should be based on DIN '02049088' in any order For Period 2010-04-01 to 2011-03-31

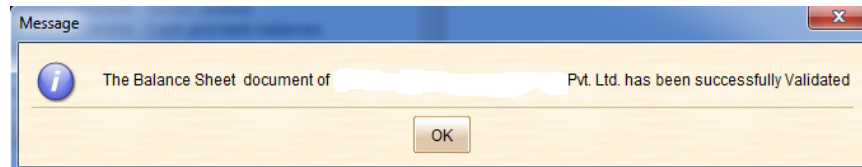
**Solution:** This error occurs due to data entered in Instance Document which is different from the regulator database. So by entering accurate information

## XBRL Preparers Guide

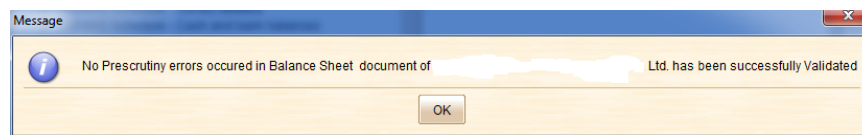
---

such as DIN, CIN, Auditor Name etc which should match with respective database, this error can be avoided.

### Validated Instance Document Message



### Pre scrutinized Instance Document Message



## Q & A

**Q:** From where can MCA validation tool be downloaded?

**A:** MCA Validation tool can be downloaded from the hyperlink: <http://www.mca.gov.in/XBRL/>

**Q:** Does it cost to download the validation tool?

**A:** No, MCA validation tool is free of cost.

**Q:** Is it possible to do both validation and pre scrutiny simultaneously?

**A:** No, first validation has to be done; once document is validated then function of pre scrutiny will appear. So both checks will be done separately.

**Q:** Does validation tool throw all errors in a single attempt?

**A:** Yes, MCA tool will throw all error at the same time, but there are chances that after resolution of an error the first time, subsequent error may appear.

### **Does 'validate and pre-scrutinize' document surely comply with MCA Mandate?**

Though Validation tool ensures the accuracy of the data, it has certain limitations. It checks the consistency/accuracy of data captured in the instance document but it can't ensure authenticity of data. For example, it checks Asset = Equity + Liability, but if the user makes adjustment in such a way that this rules becomes validated then it will not show error. In a similar way, automatic checks can ensure that Audit Report is tagged but what you have tagged into auditor report is to be taken care of by the user only. This rule applies to all block text-tagging. For the purpose of XBRL filing,

## Validation of Instance Document

validation and pre scrutiny of Instance Document is a must but by doing this filer can't relieve himself of his responsibility. Another example is: you have 10 subsidiaries and the user has tagged details of only 1 subsidiary. Last year there was a rule that in case the entity has a subsidiary then it is required to tag in detail,.

So a validated and pre scrutinized document can be said to compliant with:

- Business Rules
- Data Formats
- Mandatory Tags
- Other checks

But there is always a risk of completeness and accuracy specially in case of block tagging.

So it can't be assumed that a validated and pre scrutinized document is always compliant with MCA mandate. It is the responsibility of the company and the professional certifying the Instance Document that the same is complete and accurate as per MCA mandate.

## Chapter 7

# Learning from last Year's XBRL Filing

---

"Tagging" of financial information by using extensible Business Reporting Language, an accounting specific mark-up language, creates XBRL financial statements which can be stored in a financial database such as MCA-21. XBRL tagging process converts the financial information contained in a document in PDF, Word or Excel format to a document or file with electronic codes which makes the document computer readable as well as searchable. Once the tagged financial statements are stored in a financial database like MCA-21, not only can the financial data in those XBRL financial statements be compared or analyzed by use of computer systems but investors, investment analysts or other users can also download it and carry out comparison and analysis more quickly & efficiently than data stored in traditional formats such as PDF.

Many people have a misconception that tagging of financial information/data in XBRL is similar to converting a Word document in PDF format and that tagged financial information/data is as accurate as the underlying information/data in the source documents. This is an inappropriate analogy, because the process of tagging financial information involves judgment of the person creating XBRL financial statements and there is a potential for intentional or unintentional errors in the XBRL documents which could result in inaccurate, incomplete or misleading information. This is a problem because it is the XBRL tagged data which not only will be used by the regulators e.g. Ministry of Corporate Affairs for comparison & analysis purpose but will also be used by the investors, investment analysts and other users of data. Therefore, completeness, accuracy and consistency of XBRL tagged data is of paramount importance.

As with any new technology, XBRL, a new financial reporting technology also brings new risks. XBRL can't be read by the human eye. The data in XBRL is filtered through rendering applications or viewers to visually present tagged data. Companies can easily underestimate the challenges posed by XBRL and make mistakes along the way. This chapter describes common errors appearing in XBRL financial statements filed at MCA-21 and how they can be prevented. The Practitioners can use this information to get an insight into challenges of XBRL Instance creation and providing assurance over XBRL financial statements being filed at MCA-21.

## Learning from last Year's XBRL Filing

To gain a better insight into the challenges faced by the Companies in XBRL filings, the XBRL financial statements of a few listed Companies were examined on a test check basis. As a part of this exercise, Form 23AC-XBRL & Form 23ACA-XBRL of some Companies were downloaded from MCA-21 and XBRL financial statements attached to these forms were detached and then XBRL financial statements rendered by MCA Validation Tool were compared with the financial statements in traditional format tracing the errors to the XBRL documents containing the computer code.

### Summary of Common Errors in XBRL Filing

The table below depicts the common errors observed in XBRL Filing for FY2010-11 at MCA,

Errors	Observation
Cash Flow Statement not tagged	The Cash Flow Statement for FY 2010-11 is available in the Audited Financial Statements (PDF file). However, the same has not been tagged in XBRL financial statements filed at MCA portal.
Information of all subsidiaries not provided in XBRL financial statements	Information about one Subsidiary has been tagged in XBRL financial statements whereas the Company has nine Subsidiaries.
Information of all related party transactions not provided in XBRL financial statements	Related Party Disclosures have been tagged in XBRL financial statement.
Parentetical (additional disclosures) information not tagged in XBRL financial statements	Aggregate Market Value of Investments not provided by way of foot note. Additional information on Issued, Subscribed & Paid up Share Capital not explained by way of footnote.
Foot notes not tagged in XBRL financial statements.	Foot Notes on Share Capital, Secured Loan, Reserve and Surplus, unsecured loan- Fixed deposits, Investments, Fixed Assets, Security deposit, etc not tagged. Footnote on "Investments" not given

## XBRL Preparers Guide

---

Errors	Observation
Different presentation in pdf and XBRL filings	The Annual Report presented before the shareholders the figures were presented in Rs in (000) were in the XBRL documents the figures were provided in Rs. Lakhs.
Incorrect usage of Footnote	Director's Report provided by way of footnote whereas separate tags are available for tagging of Directors' report. Similarly, for Auditors' Report, Significant Accounting policies, etc. Similarly, for Unsecured Loan, Current Liabilities.
Mapping Errors	In many cases, it has been observed that wrong tags have been used even though the correct tags are available in the taxonomy
Incorrect usage of Residuary Tags	Many important details are clubbed into the residuary element

With a view to provide guidance to the practitioners in certification of XBRL financial statements, the common errors in XBRL filing are categorized in four basic principal and criteria suggested in the Guidance Note:

### Completeness Errors

The Company's XBRL financial statements are required to fairly present the audited financial statements in traditional format. Therefore, all information and data that is contained in the audited financial statements or additional information required to be reported under the scope of tagging defined by Ministry of Corporate Affairs needs to be formatted in XBRL financial statements.

#### *Example*

Financial information/data of all subsidiaries not formatted in XBRL financial statements.

Another example is financial information/data of all related party transactions not formatted in XBRL financial statements. Parenthetical information, for example tax deducted at source on rent, not tagged in XBRL financial statements. Detailed Tagging of Notes to Accounts wherever required, if not

done also falls under completeness error. One of the more serious completeness error is of not tagging complete "Cash Flow Statement." Another common completeness error in XBRL financial statements is not tagging the "Foot notes" in financial statements. "Foot Notes" in financial statements provide additional information which helps in having a better understanding of financial information. The absence of "Foot Notes" in financial statements can not only make the task of understanding the financial information difficult but the user could also reach erroneous conclusions.

### *Solution*

A careful tracing of all financial information/data from source documents to rendered XBRL financial statements can detect many such errors. However, this can't detect all completeness errors because there is some information/data which is required to be formatted in XBRL financial statements but the same is not reported in traditional financial statements.

## Mapping Errors

Mapping is the process of selecting the right element in Indian GAAP Taxonomy for each line item in the financial statement. Mapping errors can result in misleading information and the user of data could reach an erroneous conclusion.

### *Example*

"Loss on Sale of Fixed Assets" tagged with "Loss on Sale of Long Term Investments" although a tag "Loss on Sale of Fixed Assets" is available in the taxonomy. "Interest Accrued but not due on Fixed Deposit" tagged with "Other Cash Bank Balance". Another example of mapping error is "Deferred Tax Liability (Net)" tagged with "Net Deferred Tax Assets" with a negative sign or *vice versa*. Although, it doesn't create any mismatch in the assets & liabilities, it distorts the view of Balance Sheet.

### *Solution*

Although good XBRL Tools have an in-built feature for searching taxonomy element which can assist in mapping, the importance of judgment involved in the process can't be undermined. A precise understanding of the Company's financial statements and of Indian GAAP Taxonomy is required to ensure the correct mapping of line items in financial statements with taxonomy elements.

## Accuracy Errors

Accuracy of numerical data including amounts, signs, reporting periods and units of measurements are critical for the reliability of data in XBRL financial statements. Accuracy errors, though less common than other types of errors, are more serious in nature because the erroneous data not only distorts the financial statements but is also not suitable for downloading in software for comparison and analysis purpose. In a closed taxonomy environment, XBRL Instance documents can't truly present audited financial statements because many times, the reporting entity may be required to tag a line item in the financial statements with the residuary tag or club two or more line items together. Although, this doesn't affect the mathematical accuracy of the financial statements, the data may not be suitable for comparison & analysis purpose.

### *Example*

Data entry errors in reporting amount of "Profit & Loss Account" under the group heading "Reserves & Surplus" and "Loans & Advances" in the Balance Sheet. Duty Drawback", "Export Incentive" "Other Claim Receivable" all clubbed together and tagged with "Other Receivables".

### *Solution*

A careful tracing of all financial statement data to the rendered XBRL financial statements can detect errors in values. However, attribute accuracy needs to be checked by verifying all contextual information. A foot note can be added in XBRL financial statements which can provide break-up of all line items clubbed and mapped with one taxonomy element or with the residuary tag.

## Structural Errors

The final step in preparing XBRL financial statements for submission to MCA-21 involves validation of XBRL Instance:

- (i) Off-line Validation; and
- (ii) On-line Validation (Pre-scrutiny)

### *Off-line Validation*

MCA has provided a Validation Tool for Off-line validation of XBRL Instances which checks and identifies most, but not all, errors; e.g., it doesn't check the financial information/data in 'Block Tagging'. It verifies the mathematical accuracy and mandatory information/data in XBRL financial statements.



### *On-line Validation (Pre-scrutiny)*

Pre-scrutiny Test conducts server side validation of data in XBRL financial statements. An XBRL financial statement must pass the "Validation Test" before "Pre-scrutiny Test" can be conducted.

### *Example*

Corporate Identity Number (CIN) of Associate entity not provided in XBRL financial statements. Another example of validation error is "Basis of Presentation of Accounts" not tagged.

### *Solution*

Validation Test on XBRL financial statements should be conducted on the latest available MCA Validation Tool. In case, the validation test throws any errors, the same should be removed before uploading at MCA-21. After the XBRL Instance passes the validation test, Pre-scrutiny Test should be conducted and if there are any errors, the same should be removed before uploading of XBRL financial statements at MCA-21.

## **Rendering Errors**

Rendering is a necessary evil. Tagged data needs to be rendered in order to see it. This puts undue focus on presentation vis-à-vis MCA compliant XBRL and use for financial analysis. This is contrary to the original purpose of XBRL. Many filers have found during the last filing year that XBRL rendering has not been as accurate as they would prefer it to be. People tend to think of financial reporting in a visual way – in a way they can view it. That is the old way of thinking about financial reporting. "Tagging" of financial statements provides a choice to the users to grab the entire financial statement or individual values in isolation.

### *Example*

Financial information/data in "Block Tagging" is not properly rendered making the information illegible e.g. information/ data in foreign currency transactions in Notes to Accounts. Another example of rendering error is of certain foot notes attached to the values which are visible in XBRL Viewer but not rendered in the PDF file.

### *Solution*

Rendering errors is mainly related to XBRL software used in generating XBRL financial statements and the vendors need to look into this aspect. Rendering engine also needs improvement to properly render the information

in XBRL Viewer as well as in PDF files. However, the preparer can also improve the formatting of information/data in XBRL financial statements.

### **Conclusion**

It is of prime importance for the Companies to be aware of these potential errors, whether their XBRL financial statements are prepared in-house or prepared by a third party service provider. There is a legal liability attached to XBRL mandate for the Companies and its officers in case of submission of inaccurate or false data in XBRL financial statements. There is also a provision for disciplinary complaint against the practitioners to the professional bodies for deficiency in certification of XBRL financial statements. The deficiency in XBRL financial statements could invite avoidable litigation and adversely affect Company's goodwill.

# Chapter 8

## Scope and Level of Tagging

“Scope and Level of tagging document” determines the data to be captured in XBRL instance document. It is important for preparers to know the scope and level of tagging to ensure completeness of XBRL formatted information.

### Detail Tagging vs Block Tagging

In XBRL instance document, data can be captured either in detail or as block of text.

Detail tagging requires each fact and figure to be tagged separately with the most specific tag available in the taxonomy whereas in case of block tagging data is considered as block of text and is tagged with a single tag in the taxonomy.

The picture below depicts 23 separate tags for disclosure of various clauses of CARO Report under taxonomy element titled “Disclosure In Auditors Report Explanatory Text Block”. In case of detail tagging each clause of the CARO report will be tagged with the specific tag applicable to that clause.

400100	Disclosure of general information about company	
400200	Disclosures - Auditors report	
	Disclosure in auditor's report explanatory [Text Block]	TextBlock
	Whether companies auditors report order is applicable on company	Boolean
	Whether auditors' report has been qualified or has any reservations or contains adverse remarks	Boolean
	Auditor's qualification(s), reservation(s) or adverse remark(s) in auditors' report	String
	Disclosure of auditor's qualification(s), reservation(s) or adverse remark(s) in auditors' report [Abstract]	String
	Disclosure of auditor's qualification(s), reservation(s) or adverse remark(s) in auditors' report [Table]	Table
	Disclosure of auditor's qualification(s), reservation(s) or adverse remark(s) in auditors' report [Line Items]	String
	Disclosure in auditors report relating to fixed assets	String
	Disclosure in auditors report relating to inventories	String
	Disclosure in auditors report relating to loans	String
	Disclosure in auditors report relating to internal control system	String
	Disclosure in auditors report relating to contracts and arrangements under section 301 of companies act	String
	Disclosure relating to presence of register for necessary transactions	String
	Disclosure relating to reasonability of transactions	String
	Disclosure in auditors report relating to deposits accepted from public	String
	Disclosure in auditors report relating to companies internal audit system	String
	Disclosure in auditors report relating to maintenance of cost records	String
	Disclosure in auditors report relating to statutory dues	String
	Disclosure in auditors report relating to accumulated losses	String
	Disclosure in auditors report relating to default in repayment of financial dues	String
	Disclosure in auditors report relating to loans and advances granted by way of pledge of shares debentures and other securities	String
	Disclosure in auditors report relating to provisions under special statute	String
	Disclosure in auditors report relating to adequacy of records maintained by share trading companies	String
	Disclosure in auditors report relating to guarantee given	String
	Disclosure in auditors report relating to term loans used for purpose other than for purpose they were raised	String
	Disclosure in auditors report relating to nature and amount of fund raised for short-term has been used for long-term or vice versa	String

However, in case of block tagging, the complete CARO Report will be tagged with a single tag “Disclosure In Auditors Report Explanatory Text Block”. The objective of detail tagging is to facilitate detailed analysis of various sections

of report/financial statements. Detail tagging requires in-depth knowledge of taxonomy and strong understanding of disclosure requirements.

### **Scope for FY2011-12 XBRL Filing**

“Scope and Level of tagging document” released for FY2011-12 brings significant change in tagging requirement. Last year the detailed tagging requirements were defined based on various section of financial statements/report whereas in current year tagging requirements have been defined based upon ELR of the taxonomy. The Scope and Level of tagging during current year requires detailed tagging for all the ELRs except the following two:

[200800] Notes Disclosure of accounting policies, changes in accounting policies and estimates

[400400] Disclosures Directors report

The Scope and Level of Tagging Document can be downloaded from the web link:

<http://www.mca.gov.in/XBRL/scoplevelfy11.html>

it is working fine, try copy and paste into browser. Hence no change.

### **Impact of Change in Scope and Level of Tagging**

The table below summarizes the additional information/data to be tagged in FY2011-12:

#	Extended Link ID	Extended Name	Link	Remarks
1	Share Capital	[200100] Notes - Share capital	-	Four new Tables have been added to meet the disclosure requirements of Revised Schedule VI to the Companies Act, 1956 e.g. reconciliation of shares outstanding at the beginning & at the end of reporting period, the rights, preferences & restrictions attached to each class of shares, shares held by holding company, ultimate holding company,

**Learning from last Year's XBRL Filing**

#	Extended Link ID	Extended Name	Link	Remarks
				fellow subsidiary companies, associates of holding & ultimate holding Company, share holding details of over 5% share holding etc.
2	Borrowings	[200300] Notes - Borrowings		All textual data such as security, terms, guarantee etc requires detailed tagging which was covered under block tagging last year.
3	Non current Investments	[200400] Notes - Non-current investments		Investment wise detail requires detailed tagging to provide additional information such as number of shares, name of body corporate whereas the same was provided by way of a footnote.
4	Current Investments	[200500] Notes - Current investments		Investment wise detail requires detailed tagging to provide additional information such as number of shares, name of body corporate whereas the same was provided by way of a footnote.
5	Sub classification And Notes On Liabilities And Assets	[200600] Notes - Sub classification and notes on liabilities and assets		Additional information on subclassification of various assets and liabilities requires detail tagging e.g. Details of Bank in case of Bank balances, details of share application money etc.
6	Additional Disclosures On Balance Sheet	[200700] Notes - Additional disclosures on balance sheet		
7	Employee	[201200] Notes -		Each fact & data of employee benefit obligations such

XBRL Preparers Guide

#	Extended Link ID	Extended Link Name	Remarks
	Benefits	Employee benefits	bonus, accumulated leave outstanding, post-employment benefit etc. and its classification in current & non-current liability requires detail tagging which was tagged with a single tag as block text last year. In a medium sized Company this disclosure runs into multiple pages in Annual Report.
8	Segments	[201300] Notes - Segments	This disclosure of multiple pages requires detail tagging during current year whereas the same was covered under block tagging last year.
9	Leases	[201400] Notes - Leases	This disclosure of multiple pages requires detail tagging during current year whereas the same was covered under block tagging last year.
10	Impairment	[201500] Notes - Impairment	This disclosure requires detail tagging during current year whereas the same was covered under block tagging last year.
11	Government Grants	[201700] Notes - Government grants	This disclosure requires detail tagging during current year whereas the same was covered under block tagging last year.
12	Borrowing Cost	[201800] Notes - Borrowing cost	This disclosure requires detail tagging during current year whereas the same was covered under block tagging

**Learning from last Year's XBRL Filing**

#	Extended Link ID	Extended Name	Link	Remarks
				last year.
13	Income Taxes	[201900] Notes - Income taxes		This disclosure requires detail tagging during current year whereas the same was covered under block tagging last year.
14	Discontinuing Operations	[202000] Notes - Discontinuing operations		This disclosure requires detail tagging during current year whereas the same was covered under block tagging last year.
15	Other Provisions Contingent Liabilities And Contingent Assets	[202100] Notes - Other provisions, contingent liabilities and contingent assets		This disclosure requires detail tagging during current year whereas the same was covered under block tagging last year.
16	Effects Of Changes In Foreign Exchange Rates	[202200] Notes - Effects of changes in foreign exchange rates		This disclosure requires detail tagging during current year whereas the same was covered under block tagging last year.
17	Amalgamation	[202300] Notes - Amalgamation		This disclosure requires detail tagging during current year whereas the same was covered under block tagging last year.
18	Construction Contracts	[300200] Notes - Construction contracts		This disclosure requires detail tagging during current year whereas the same was covered under block tagging last year.
19	Earnings Per Share	[300300] Notes - Earnings per share		This disclosure requires detail tagging during current year

## XBRL Preparers Guide

#	Extended Link ID	Extended Name	Link	Remarks
				whereas the same was covered under block tagging last year.
20	Employee Share based Payments	[300400] Notes - Employee share-based payments		This disclosure of multiple pages requires detail tagging during current year whereas the same was covered under block tagging last year.
21	Sub classification And Notes On Income And Expenses	[300500] Notes - Sub classification and notes on income and expenses		Additional information on statement of profit and loss of various item requires detail tagging e.g. "details of changes in inventory" in raw material, work-in-progress finished goods, stock-in trade etc which was covered under block tagging last year.
22	Additional Information Statement Of Profit And Loss	[300600] Notes - Additional information statement of profit and loss		
23	Auditors Report	[400200] Disclosures - Auditors report		CARO Report requires detail tagging which was covered under block tagging last year.

### Q&A

**Q: Do we need to do detail tagging of ELRs which are not applicable in our case?**

**A:** No, first ELR applicability will be checked based upon content of the audited report. If it is applicable, then it will be tagged in detail. For example, if a company does not have Borrowings then this ELR will not be used except for mandatory tags.

**Q: If specific tag is not found for the purpose of detail tagging, then how should we tag the data?**

**A:** Tag the relevant data with the applicable tags, and if data remains unreported then full disclosure should be tagged also as block text.



## Learning from last Year's XBRL Filing

**Q:** If our document is validated and pre-scrutinized, can we assume it has complied with the detail tagging requirements?

**A:** No, detail tagging requirements need to be checked manually. MCA validation tool will not check the complete detail tagging requirement.

**Q:** Do companies need to provide information/data, which is not provided in the Annual Report, to comply with the detail tagging requirements?

**A:** Yes, the reporting requirement at MCA includes certain additional information/ data which are not part of the Annual Report. The filers need to provide this additional information/data which could be part of detail tagging requirement also.